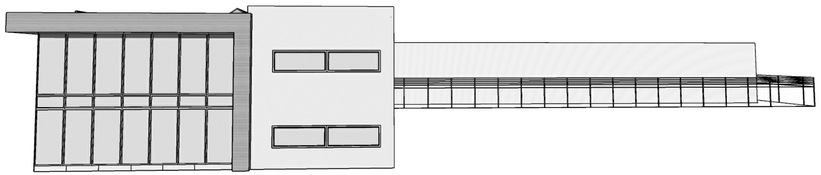

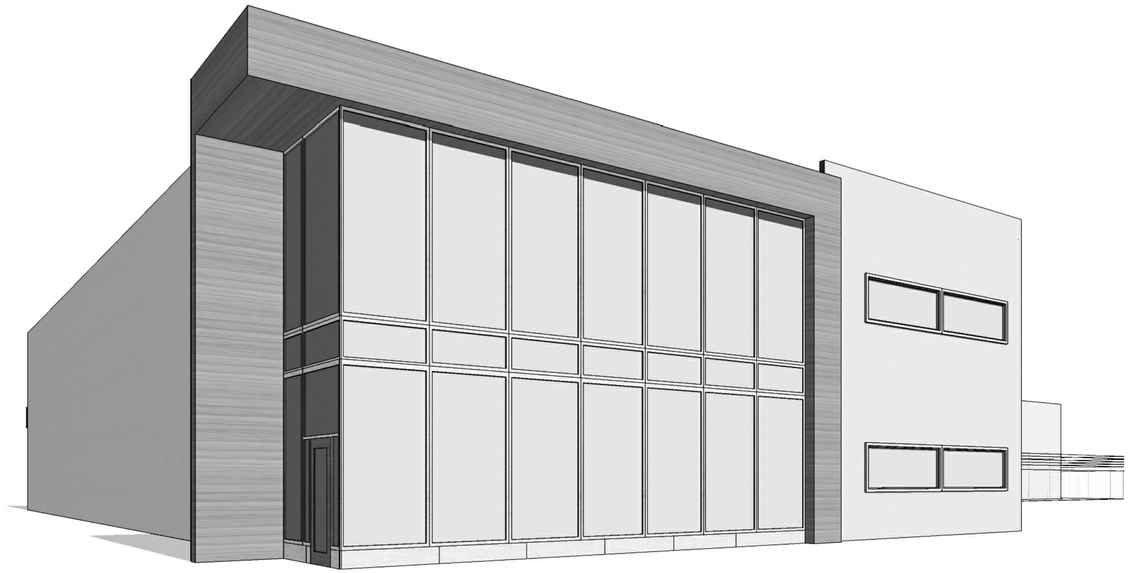

TRUE LEAF MED. - LUMBY, B.C. PROCESSING FACILITY

INDEX: ARCHITECTURE

A.001	PROJECT INFORMATION
A.002	CONSTRUCTION ASSEMBLIES + DOOR SCHEDULE
A.003	SITE PLAN + KEY PLAN
A.100	FOUNDATION PLAN
A.101	MAIN FLOOR PLAN
A.102	UPPER FLOOR PLAN
A.103	ROOF PLAN
A.104	DETAILED ADMIN HUB PLANS
A.105	DETAILED PRODUCTION WING PLANS
A.106	MAIN FLOOR REFLECTED CEILING PLAN
A.107	UPPER FLOOR REFLECTED CEILING PLAN
A.200	SECTION THRU ADMIN HUB
A.201	SECTION THRU PRODUCTION WING
A.202	SECTION THRU ADMIN/PRODUCTION CONNECTION
A.300	ELEVATIONS + WINDOW SCHEDULE
A.400	SECTION DETAILS
A.401	LOBBY STAIR DETAILS
A.402	FRONT ENTRY FRAMING DETAILS
A.403	LOCKER'S LARGE SCALE PLAN AND ELEVATION
A.404	WASHROOM LARGE SCALE PLAN AND ELEVATION
A.405	SITE DETAILS
A.406	SITE DETAILS
A.407	TYPICAL ROOF DETAILS
A.408	KITCHEN MILLWORK DETAILS

INDEX: CIVIL

00	COVER SHEET
C1	BUILDING GRADE PLAN
C2	GRADING DETAILS PHASE 1
C3	SERVICING PLAN PHASE 1
C4	EROSION & SEDIMENT CONTROL - PRESENT SITE CONDITIONS
C5	EROSION & SEDIMENT CONTROL - INTERMEDIATE SITE CONDITIONS PHASE 1
C6	EROSION & SEDIMENT CONTROL - FINAL SITE CONDITIONS PHASE 1
C7	EROSION & SEDIMENT CONTROL - DETAILS PHASE 1
C8	SERVICING DETAILS PLAN PHASE 1

INDEX: STRUCTURAL

S1	SPECIFICATIONS
S2	FOUNDATION PLAN
S3	PILASTER PLANS
S4	PILASTER PLANS
S5	FOUNDATION SECTIONS
S6	EXTERIOR STAIR FOUNDATIONS

INDEX: MECHANICAL

M100	MECHANICAL SITE PLAN
M200	FOUNDATION PLAN - PHASE 1
M300	MAIN FLOOR PLAN - PHASE 1 - PLUMBING
M301	UPPER FLOOR PLAN - PHASE 1 - PLUMBING
M302	MAIN FLOOR PLAN - PHASE 1 - HYDRONIC PIPING
M303	UPPER FLOOR PLAN - PHASE 1 - HYDRONIC PIPING
M400	MAIN FLOOR PLAN - PHASE 1 - HVAC
M401	UPPER FLOOR PLAN - PHASE 1 - HVAC
M600	ROOF PLAN
M601	MECHANICAL SECTION
M602	MECHANICAL SECTION AND FLOWER ROOM DETAILS
M700	MECHANICAL DETAILS
M701	MECHANICAL DETAILS
M703	FIRE STOPPING DETAILS
M704	MECHANICAL ROOM DETAILS
M800	MECHANICAL SCHEMATICS
M801	MECHANICAL SCHEMATICS
M900	MECHANICAL SCHEDULES
M901	MECHANICAL SCHEDULES
M902	MECHANICAL SCHEDULES
M903	MECHANICAL SCHEDULES

INDEX: ELECTRICAL

E100	SITE PLAN - SITE SERVICES
E101	SITE PLAN - SECURITY & LIGHTING
E200	SECOND FLOOR PLAN - LIGHTING (PHASE 1)
E201	MAIN FLOOR PLAN - POWER (PHASE 1)
E201.5	MAIN FLOOR PLAN -MECHANICAL EQUIPMENT (PHASE 1)
E202	MAIN FLOOR PLAN - FIRE ALARM (PHASE 1)
E203	MAIN FLOOR PLAN - COMMUNICATION AND SECURITY (PHASE 1)
E300	SECOND FLOOR PLAN - LIGHTING (PHASE 1)
E301	SECOND FLOOR PLAN - POWER (PHASE 1)
E301.5	SECOND FLOOR PLAN - MECHANICAL EQUIPMENT (PHASE 1)
E302	SECOND FLOOR PLAN - FIRE ALARM (PHASE 1)
E303	SECOND FLOOR PLAN - COMMUNICATION & SECURITY (PHASE 1)
E400	TYPICAL FLOWER ROOM LAYOUT (PHASE 1)
E401	TYPICAL DRYING ROOM LAYOUT (PHASE 1)
E402	CLONE ROOM LAYOUT (PHASE 1)
E403	TYPICAL VEGETATION ROOM LAYOUT (PHASE 1)
E404	ROOF PLAN (PHASE 1)
E500	SINGLE LINE DIAGRAM
E501	ELECTRICAL ROOM LAYOUT AND DETAILS
E502	MECHANICAL ROOM DETAIL AND SECTIONS
E600	LUMIN AIRE AND MECHANICAL EQUIPMENT SCHEDULES
E700	PANEL SCHEDULES
E701	PANEL SCHEDULES
E702	PANEL SCHEDULES
E800	COMMUNICATION RISER
E801	SECURITY DETAILS
E802	SECURITY DETAILS
E900	FIRE ALARM RISER
E1000	ELECTRICAL FIRESTOPPING

SBL™ CONTRACTORS LTD

#123 7725 56 STREET SE
CALGARY, AB T2C 5R5
MAIN: 403-828-1868
FAX: 403-568-1932
info@sblcontractors.com

SITE SAFETY:
THE DESIGNERS ASSUME NO RESPONSIBILITY FOR ON-SITE SAFETY FOR OTHER THAN THEIR OWN EMPLOYEES. THE OWNER AND/OR CONTRACTOR SHALL BEAR RESPONSIBILITY FOR SITE SAFETY AS PER THE OCCUPATIONAL HEALTH AND SAFETY ACT.

PLANS EXAMINATION:
DRAWINGS ARE NOT TO BE USED FOR CONSTRUCTION UNTIL REVIEWED AND APPROVED BY THE AUTHORITY HAVING JURISDICTION. THIS AUTHORITY, BASED ON APPLICABLE CODES AND BYLAWS, MAY REQUIRE REVISIONS AND/OR ADDITIONS, AND THIS MAY RESULT IN EXTRA COSTS. THESE COSTS ARE UNFORESEEN AND THEREFORE ARE THE RESPONSIBILITY OF THE OWNER AND/OR CONTRACTOR.

COPYRIGHTS:
ALL DRAWINGS, DESIGNS AND RELATED DOCUMENTS ARE THE PROPERTY OF THE DESIGNERS, PROTECTED BY COPYRIGHT, AND MUST BE RETURNED UPON REQUEST. REPRODUCTION OF DRAWINGS AND DOCUMENTS IN PART OR IN WHOLE IS FORBIDDEN WITHOUT THE DESIGNERS' PERMISSION. DRAWINGS AND DOCUMENTS ARE TO BE USED ONLY FOR THE PURPOSE FOR WHICH THEY ARE ISSUED.

DRAWINGS:
DRAWINGS MUST NOT BE SCALED. THE CONTRACTOR MUST CROSS-REFERENCE ALL ARCHITECTURAL, STRUCTURAL, FOUNDATION, ELECTRICAL, MECHANICAL, AND ANY OTHER DRAWINGS PROVIDED AND VERIFY ALL DIMENSIONS, DRAWINGS AND SPECIFICATIONS ON SITE. ANY DISCREPANCIES MUST BE REPORTED TO THE DESIGNER AND/OR ENGINEER PRIOR TO PROCEEDING WITH ANY PART OF THE WORK.

IMPERIAL — ALL DIMENSIONS, UNLESS OTHERWISE NOTED, ARE IN INCHES

CONSULTANT:

FAAS
FORMED ALLIANCE ARCHITECTURE STUDIO

STAMP

MICHAEL L. FARDAR
REGISTERED ARCHITECT
BRITISH COLUMBIA

CONSULTANT:

REVISIONS & ISSUES

DATE	DESCRIPTION
MAR.29.18	IFT
APR.19.18	BP APPLICATION
MAY.10.18	ISSUED FOR CONSTRUCTION
MAY.23.18	REISSUED IFC

CLIENT: TRUE LEAF MED.

PROJECT TITLE:
LUMBY, B.C.
PROCESSING FACILITY

PROJECT NUMBER: 17.11.TRU

SITE ADDRESS:
1837 SHUSWAP AVENUE, LUMBY BC

LEGAL ADDRESS:
PART OF LOT 3, PLAN 14627, D.L.18, O.D.Y.D.

DRAWING TITLE:
PROJECT INDEX

DRAWN BY: JA
CHECKED: RB

A.000
DRAWING NO

SYMBOL LEGEND

1 A.XXX TITLE SCALE : XX	DRAWING TITLE
1 A.XXX	SECTION TAG
1 A.XXX	DETAIL TAG
100.00	SPOT ELEVATION MARKER
PX	CONSTRUCTION ASSEMBLY TYPES
C# HT. XX'	CEILING MARKER
ROOM 000	ROOM NAME & #
N.0X	NOTATION TAG
X	MATERIAL TAG
PTX	FINISH TAG
W#	WINDOW TAG
8	GRID MARKER

ABBREVIATIONS

&	AND
@	AT
℄	CENTERLINE
Ø	DIAMETER
ABC	ALBERTA BUILDING CODE
ACS.	ACCESSORY
ACT	ACOUSTIC CEILING TILE
ADJ.	ADJUSTABLE
A.F.F.	ABOVE FINISHED FLOOR
ALUM.	ALUMINUM
ANOD.	ANODIZED
AP	ACCESS PANEL
BLDG	BUILDING
B.O.	BOTTOM OF
C/W	COMPLETE WITH
CG	CORNER GUARD
C.I.P.	CAST IN PLACE
C.J.	CONTROL JOINT
CMU	CONCRETE MASONRY UNIT
COL.	COLUMN
COLL.	COLLECTIONS
CONC.	CONCRETE
CONT.	CONTINOUS
DIA.	DIAMETER
DIMS.	DIMENSIONS
DN.	DOWN
DP.	DEEP
EA.	EACH
E/W	EACH WAY
ELEC.	ELECTRICAL
EQ.	EQUAL
EXT.	EXTERIOR
F.D.	FLOOR DRAIN
F.E.C.	FIRE EXTINGUISHER CABINET
F.H.C.	FIRE HOSE CABINET
F.R.R.	FIRE-RESISTANCE RATING
G.F.A.	GROSS FLOOR AREA
GWB	GYPSUM BOARD
GS	GALVANIZED STEEL
HM	HOLLOW METAL
HOR.	HORIZONTAL
H.P.	HIGH POINT
HVAC	HEATING VENTILATION AND AIR CONDITIONING
I.C.	IN CONTRACT
I.D.	INSIDE DIMENSION
INT.	INTERIOR
L.P.	LOW POINT
LF.	LANDFILL
M.	METER
MAX.	MAXIMUM
MECH.	MECHANICAL
MEMB.	MEMBRANE
MIN.	MINIMUM
MIR.	MIRROR
MISC.	MISCELLANEOUS
MM	MILLIMETERS
MTD.	MOUNTED
N/A	NOT APPLICABLE
N.I.C.	NOT IN CONTRACT
NO.	NUMBER
N.T.S.	NOT TO SCALE
O.A.	OVERALL
O.C.	ON CENTER
O.D.	OUTSIDE DIMENSION
O/H	OVERHEAD
PF	PRE-FINISHED
P.C.	PRE-CAST
P.LAM	PLASTIC LAMINATE
PLY.	PLYWOOD
PSF	PRESSED STEEL FRAME
P.T.	PRESSURE TREATED
QTY.	QUANTITY
RAD.	RADIUS
R.D.	ROOF DRAIN
R.O.	ROUGH OPENING
REF.	REFERENCE
REFL.	REFLECTED
REINF.	REINFORCED
REQ.	REQUIRED
RES.	RESILIENT
RCP.	REFLECTED CEILING PLAN
RSF	RESILIENT SHEET FLOORING
REV.	REVERSE
RM.	ROOM
RWL	RAIN WATER LEADER
RN.	STAIR RUNS / TREADS
RS.	STAIR RISERS
S.C.	SOLID CORE
SECT.	SECTION
SIM.	SIMILAR
S.S.	STAINLESS STEEL
T.B.D.	TO BE DETERMINED
T.O.	TOP OF
TOL.	TOLERANCE
TYP.	TYPICAL
U.N.O.	UNLESS NOTED OTHERWISE
U/S	UNDERSIDE
VERT.	VERTICAL
W.C.	WATER CLOSET
WIN.	WINDOW

BUILDING CODE ANALYSIS :

PROJECT DESCRIPTION

CODE ANALYSIS BASED ON THE**BRITISH COLUMBIA BUILDING CODE - 2012**

THIS CODE ANALYSIS DESCRIBES THE CONSTRUCTION OF A MARIJUANA PROCESSING FACILITY WITH RELATED BUSINESS SERVICES.

BUILDING OCCUPANCY AND EXTENTS

MAJOR OCCUPANCIES
GROUP F2 - INDUSTRIAL MEDIUM HAZARD

BUILDING HEIGHT
2 STOREYS ABOVE GRADE

BUILDING AREA
FOOTPRINT = **2,243sm (24,143sf)**

BUILDING CLASSIFICATION

MAJOR OCCUPANCY: **GROUP F2** (3.2.2.73 - UP TO 4 STOREYS, MAX 9,000sm (96,875SF) @ 2 STOREYS)
SPRINKLERED: **YES**
CONSTRUCTION: **NON-COMBUSTIBLE**

COMPONENT FIRE SEPARATIONS

FLOOR ASSEMBLIES: **F.R.R. = 1 HOUR**
MEZZANINES: **F.R.R. = 1 HOUR**

LOAD BEARING WALLS, COLUMNS AND ARCHES – FIRE RESISTANCE NOT LESS THAN THAT REQUIRED FOR THE SUPPORTED ASSEMBLY

OCCUPANT LOAD CALCULATIONS

INDUSTRIAL: PRODUCTION AREA = 60
ADMIN AREA = 30

TOTAL BUILDING LOAD = 90 PROPOSED OCCUPANTS

EXIT WIDTH CALCULATIONS

LEVEL 1:
EXIT CORRIDORS = 1,100mm
STAIRS = 900mm
DOORWAYS = 800mm

LEVEL 2:
EXIT CORRIDORS = 1,100mm
STAIRS = 900mm
DOORWAYS = 800mm

GENERAL NOTES:

DRAWINGS

1. THESE ARCHITECTURAL DRAWINGS SHALL BE READ IN CONJUNCTION WITH THE FOLLOWING TECHNICAL DOCUMENTATION: SPECIFICATIONS AND STRUCTURAL, MECHANICAL, ELECTRICAL, CIVIL DRAWINGS, GEO-TECHNICAL REPORT AND OTHER CONSULTANTS DOCUMENTATION.
2. DRAWINGS ARE NOT TO BE SCALED.
3. ALL DIMENSIONS AND INSTALLATIONS ARE TO BE VERIFIED ON SITE
4. DIMENSIONS INDICATED ON FLOOR PLANS ARE TO GRID LINE, CENTERLINE, FACE OF CONCRETE OR FACE OF STUDS OR SHEATHING WHERE STRUCTURALLY REQUIRED AND UNLESS OTHERWISE NOTED.
5. FURNITURE, FURNISHINGS, EQUIPMENT, SIGNAGE, ETC, MAY NOT FORM PART OF THIS CONTRACT AND ARE INCLUDED FOR REFERENCE PURPOSES ONLY. THESE ITEMS TO BE COORDINATED WITH SUPPLIERS AND ELECTRICAL CONSULTANTS.

GENERAL CONTRACTOR RESPONSIBILITIES

6. GENERAL CONTRACTOR TO COMPLY WITH BRITISH COLUMBIA BUILDING CODE 2012 AND TO ALL RELATED DOCUMENTS, BY-LAWS, RULES & REGULATIONS AS WELL AS ALL REQUIREMENTS OF AUTHORITIES HAVING JURISDICTION DURING ALL PHASES OF WORK.
7. GENERAL CONTRACTOR AND ALL SUBCONTRACTORS SHALL ACQUAINT THEMSELVES AND BE GOVERNED BY ALL CONTRACT DOCUMENTS.
8. IT IS THE GENERAL CONTRACTORS RESPONSIBILITY TO COORDINATE SUBCONTRACTORS TECHNICAL DOCUMENTATION, MANUALS AND REQUIREMENTS TOGETHER WITH WORKING DRAWINGS. GENERAL CONTRACTOR TO REVIEW ALL CONNECTIONS, ASSEMBLIES AND DETAILS WITH SUBCONTRACTORS – (GENERAL CONTRACTOR TO REVIEW COMPATIBILITY OF DETAILS/MATERIALS. GENERAL CONTRACTOR TO PREPARE PROPER SHOP DRAWINGS FOR SPECIFIC REQUIREMENTS - PRIOR TO CONSTRUCTION AND AS PER SPECIFICATIONS.
9. ALL MATERIALS SHALL BE INSTALLED AND/OR APPLIED ACCORDING TO THE MANUFACTURERS' SPECIFICATIONS AND INSTRUCTIONS.
10. GENERAL CONTRACTOR SHALL ENSURE PROPER SEQUENCE OF CONSTRUCTION. (GENERAL CONTRACTOR TO COORDINATE THE WORK OF ALL TRADES AND SUBCONTRACTORS TO EXPEDITE PROGRESS AND AVOID INTERFERENCE.)
11. GENERAL CONTRACTOR TO VERIFY SITE CONDITIONS PRIOR TO COMMENCING ANY WORK (CONTRACTOR TO LOCATE ALL STRUCTURES AND SURVEYS PRIOR TO CONSTRUCTION)
12. GENERAL CONTRACTOR TO BRING ALL OMISSIONS, DISCREPANCIES, INCLUDING DIMENSIONS, TO THE ATTENTION OF THE ARCHITECT PRIOR TO COMMENCING ANY WORK.
13. GENERAL CONTRACTOR TO COORDINATE ANY ADDITIONAL SUPPORT OR BACKING REQUIRED FOR ANCHORAGE OF MECHANICAL EQUIPMENT & DUCTS, ELECTRICAL FIXTURES & PANELS AND PLUMBING & ACCESSIBLE FIXTURES. PROVIDE SOLID BLOCKING IN GYPSUM PARTITIONS FOR ATTACHMENT OF FIXTURES, HANDRAILS, MILLWORK AND ACCESS PANELS.
14. GENERAL CONTRACTOR IS RESPONSIBLE FOR ENSURING THAT VAPOR, AIR, ACOUSTICAL & FIRE BARRIER CONTINUITY IS MAINTAINED. (CONTRACTOR TO ENSURE THAT HOLES CUT FOR PENETRATIONS THROUGH THE WALL SYSTEMS ARE NOT OVERSIZED. AFTER INSTALLATION OF ANY PENETRATIONS, THE VOIDS BETWEEN THE PENETRATION OPENING AND THE PENETRATION MATERIALS SHALL BE COMPLETELY SEALED TO ENSURE THE INTEGRITY OF THE AIR/VAPOUR, FIRE AND ACOUSTICAL BARRIER.)
15. ANY PATCHING, REPAIR, REFINISHING, RECONSTRUCTION AND REPAINTING WORK REQUIRED AS A RESULT OF PERFORMANCE OF WORK OF THIS CONTRACT SHALL INCORPORATE AND BE PERFORMED WITH MATERIALS TO MATCH SAME AND SHALL MAINTAIN REQUIRED FIRE RATINGS.
16. IT IS THE CONTRACTOR'S RESPONSIBILITY TO ENSURE THAT WHEREVER A FIRE SEPARATION IS REQUIRED AS INDICATED BY THE CONSTRUCTION TYPE OF THE DRAWINGS, ALL COMPONENTS OF THE ASSEMBLY ARE TO BE APPROVED MATERIALS
17. GENERAL CONTRACTOR SHALL, BEFORE STARTING EACH PORTION OF THE WORK, CAREFULLY STUDY AND COMPARE THE VARIOUS CONTRACT DOCUMENTS RELATIVE TO THAT PORTION OF THE WORK, SHALL TAKE FIELD MEASUREMENTS OF ANY EXISTING CONDITIONS RELATED TO THAT PORTION OF THE WORK, AND SHALL OBSERVE ANY CONDITIONS AT THE SITE AFFECTING IT. THE GENERAL CONTRACTOR SHALL PROMPTLY REPORT TO THE ARCHITECT ANY ERRORS, INCONSISTENCIES OR OMISSIONS DISCOVERED BY OR MADE KNOWN TO THE GENERAL CONTRACTOR AS A REQUEST FOR INFORMATION IN SUCH FORM AS THE ARCHITECT MAY REQUIRE.

FIRE SEPARATION PLANS

NOTES:
- REFERS TO 1 HR FIRE RESISTANCE RATED ASSEMBLY
- REFER TO CONSTRUCTION ASSEMBLIES FOR DETAILS

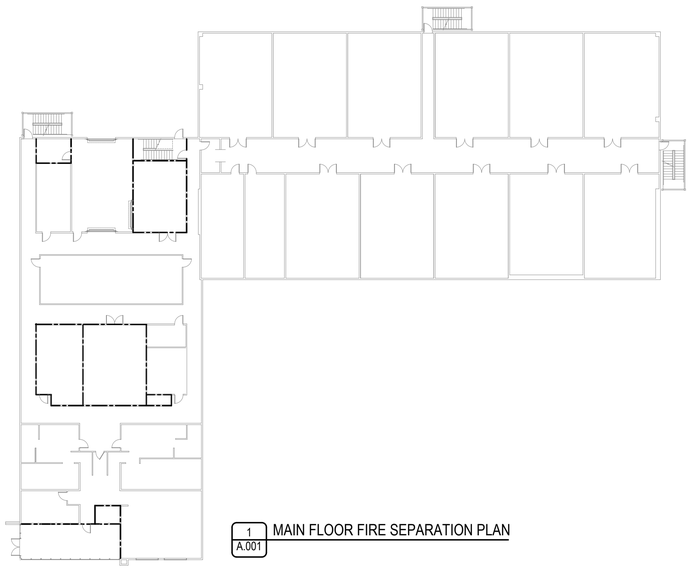

1 A.001 MAIN FLOOR FIRE SEPARATION PLAN

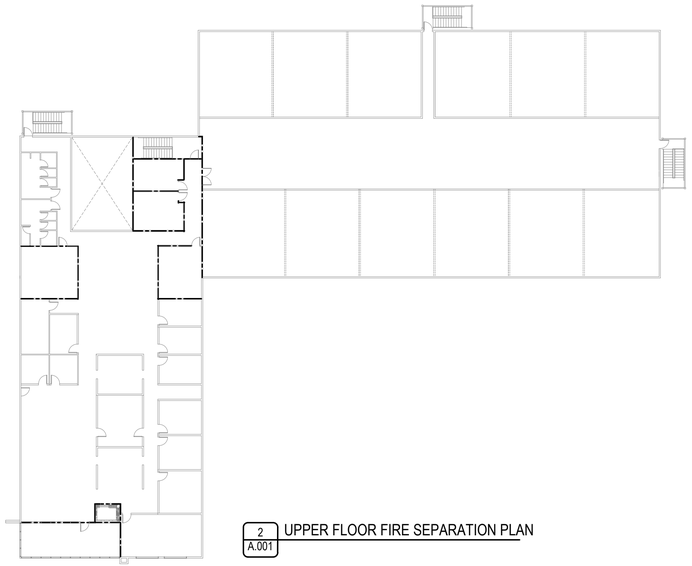

2 A.001 UPPER FLOOR FIRE SEPARATION PLAN

SBL™ CONTRACTORS LTD
#123 7725 56 STREET SE
CALGARY, AB T2C 5R5
MAIN: 403-828-1868
FAX: 403-568-1932
info@sblcontractors.com

SITE SAFETY:
THE DESIGNERS ASSUME NO RESPONSIBILITY FOR ON-SITE SAFETY FOR OTHER THAN THEIR OWN EMPLOYEES. THE OWNER AND/OR CONTRACTOR SHALL BEAR RESPONSIBILITY FOR SITE SAFETY AS PER THE OCCUPATIONAL HEALTH AND SAFETY ACT.

PLANS EXAMINATION:
DRAWINGS ARE NOT TO BE USED FOR CONSTRUCTION UNTIL REVIEWED AND APPROVED BY THE AUTHORITY HAVING JURISDICTION. THIS AUTHORITY, BASED ON APPLICABLE CODES AND BYLAWS, MAY REQUIRE REVISIONS AND/OR ADDITIONS, AND THIS MAY RESULT IN EXTRA COSTS. THESE COSTS ARE UNFORESEEN AND THEREFORE ARE THE RESPONSIBILITY OF THE OWNER AND/OR CONTRACTOR.

COPYRIGHTS:
ALL DRAWINGS, DESIGNS AND RELATED DOCUMENTS ARE THE PROPERTY OF THE DESIGNERS, PROTECTED BY COPYRIGHT, AND MUST BE RETURNED UPON REQUEST. REPRODUCTION OF DRAWINGS AND DOCUMENTS IN PART OR IN WHOLE IS FORBIDDEN WITHOUT THE DESIGNERS' PERMISSION. DRAWINGS AND DOCUMENTS ARE TO BE USED ONLY FOR THE PURPOSE FOR WHICH THEY ARE ISSUED.

DRAWINGS:
DRAWINGS MUST NOT BE SCALED. THE CONTRACTOR MUST CROSS-REFERENCE ALL ARCHITECTURAL, STRUCTURAL, FOUNDATION, ELECTRICAL, MECHANICAL, AND ANY OTHER DRAWINGS PROVIDED AND VERIFY ALL DIMENSIONS, DRAWINGS AND SPECIFICATIONS ON SITE. ANY DISCREPANCIES MUST BE REPORTED TO THE DESIGNER AND/OR ENGINEER PRIOR TO PROCEEDING WITH ANY PART OF THE WORK.

IMPERIAL ALL DIMENSIONS, UNLESS OTHERWISE NOTED, ARE IN INCHES

CONSULTANT:

FAAS
FORMED ALLIANCE ARCHITECTURE STUDIO

STAMP

MICHAEL L. FARDAR REGISTERED ARCHITECT BRITISH COLUMBIA

CONSULTANT:

REVISIONS & ISSUES

DATE	DESCRIPTION
MAR.29.18	IFT
APR.19.18	BP APPLICATION
MAY.10.18	ISSUED FOR CONSTRUCTION
MAY.23.18	REISSUED IFC

CLIENT: TRUE LEAF MED.

PROJECT TITLE:
LUMBY, B.C.
PROCESSING FACILITY

PROJECT NUMBER: 17.11.TRU

SITE ADDRESS:
1837 SHUSWAP AVENUE, LUMBY BC

LEGAL ADDRESS:
PART OF LOT 3, PLAN 14627, D.L.18, O.D.Y.D.

DRAWING TITLE:
PROJECT INFO

DRAWN BY: JA
CHECKED: RB

A.001
DRAWING NO

CONSTRUCTION ASSEMBLIES

WALL ASSEMBLIES

W1.1 — EXTERIOR WALL - (TYP.)
- METAL CLADDING
- 1/2 MGO BOARD
- 5 1/2 18 GA METAL STUDS @ 24 O.C.
- 1/2 MGO BOARD
- PAINTED OR SEALED INTERIOR FINISH

W1.2 — EXTERIOR WALL w MGO BOARD
- METAL CLADDING
- CLADDING SUPPORT
- 1/2 MGO BOARD
- 5 1/2 18 GA METAL STUDS @ 24 O.C.
- 1/2 MGO BOARD
- PAINTED OR SEALED INTERIOR FINISH

W1.3 — EXTERIOR BUILT-UP WALL
- METAL CLADDING
- 1/2 MGO BOARD
- 5 1/2 18 GA METAL STUDS @ 24 O.C.
- 1/2 MGO BOARD
- PAINTED OR SEALED INTERIOR FINISH

W1.4 — EXTERIOR METAL CLAD WALL
- METAL COMPOSITE PANEL SYSTEM
- 1/2 MGO BOARD
- 5 1/2 18 GA METAL STUDS @ 24 O.C.
- 1/2 MGO BOARD
- PAINTED OR SEALED INTERIOR FINISH

W2.1 — FOUNDATION WALL
- CEMENT FACED, 2 EPS TYPE II RIGID INSULATION R(8) m . 48 BELOW GRADE
- FOUNDATION DAMP PROOFING
- CONCRETE FOUNDATION (REFER TO STRUCTURAL)

PARTITION ASSEMBLIES

P1.1 — 2x4 PARTITION WALL
- 1/2 GYPSUM BOARD
- 4 METAL STUDS @ 16 . .
- 1/2 GYPSUM BOARD

P1.2 — 2x6 PARTITION WALL
- 1/2 GYPSUM BOARD
- 6 METAL STUDS @ 16 . .
- 1/2 GYPSUM BOARD

P1.3 — PARTITION @ PRODUCTION ROOM
- 1/2 MGO BOARD
- 6 METAL STUDS @ 16 . .
- 1/2 MGO BOARD

P1.4
- *NOT USED*

P1.5 — ELEVATOR WALL
- 5/8 TYPE-X GYPSUM BOARD
- 6 METAL STUDS (REFER TO STRUCTURAL)
- 6 BATT INSULATION
- 5/8 TYPE-X GYPSUM BOARD

P1.6 — VAULT STORAGE WALL
- 5/8 TYPE-X GYPSUM BOARD
- 6 METAL STUDS (REFER TO STRUCTURAL)
- 6 BATT INSULATION
- 10 METAL MESH SCREEN
- 5/8 TYPE-X GYPSUM BOARD

P1.7 — 2x4 PARTITION WALL (FRR: 1)
- 5/8 TYPE-X GYPSUM BOARD
- 4 METAL STUDS @ 16 . .
- 5/8 TYPE-X GYPSUM BOARD

P1.8 — 2x6 PARTITION WALL (FRR: 1)
- 5/8 TYPE-X GYPSUM BOARD
- 6 METAL STUDS @ 16 . .
- 5/8 TYPE-X GYPSUM BOARD

FLOOR ASSEMBLIES

F1.1 — FLOOR @ ADMIN. HUB (FRR: 1)
- FINISH FLOORING
- 1 1/2 CONCRETE TOPPING
- STEEL DECKING
- STEEL JOISTS
- SPRAYED, GYPSUM BASED CEMENTITIOUS FIREPROOFING (1HR)

F1.2 — FLOOR @ MECH. ROOM (FRR: 1)
- 1 1/2 CONCRETE TOPPING
- STEEL DECKING
- STEEL JOISTS
- STEEL CEILING TRACK SUPPORT AS REQ'D.
- 1/2 FIRE-RATED MGO BOARD

F1.3 — FLOOR @ MECH. ATTIC (FRR: 1)
- 3/4 PLYWOOD DECKING
- STEEL JOISTS
- STEEL CEILING TRACK SUPPORT AS REQ'D.
- 1/2 FIRE-RATED MGO BOARD

F2.1 — CONCRETE SLAB
- 4 CONCRETE SLAB - REFER TO STRUCTURAL
- MIN. 6 COMPACT SUB BASE (REFER TO STRUCTURAL FOR SUBGRADE PREP REQ'S.

ROOF ASSEMBLIES

R1.1 — TYPICAL BUILT-UP FLAT ROOF
- PRIMARY 2 PLY SBS MEMBRANE SYSTEM
- MIN 8 RIGID INSULATION SYSTEM R(48) SLOPED TO DRAIN
- SELF ADHERED VAPOUR DIFFUSION RETARDER
- 1/2 FIBREBOARD
- 1 1/2 METAL DECK
- STEEL ROOF STRUCTURE

R1.2 — TYPICAL SLOPED METAL PANEL ROOF
- PREFINISHED STANDING SEAM METAL ROOF
- 5 THERMALIFT INSULATION SYSTEM (R30)
- VAPOUR DIFFUSION RETARDER
- 1/2 EXTERIOR GYPSUM SHEATHING
- 1 1/2 METAL DECK
- STEEL ROOF STRUCTURE

WALL TYPE NOTES

1. REFER TO STRUCTURAL DRAWINGS FOR GRADE AND SPACING REQUIRED FOR ALL FRAMING MEMBERS AND ASSEMBLIES.
2. MAINTAIN CONTINUITY OF BUILDING ENVELOPE AND AIR VAPOR BARRIER TRANSITIONS AND PENETRATIONS WITH STRIP MEMBRANE, SHINGLE-LAPPED WITH APPROVED, COMPATIBLE SEALANTS.
3. **VAPOR BARRIER** IS TO CONSIST OF SELF ADHERED MEMBRANE SYSTEM.
4. REFER TO STRUCTURAL TO CONFIRM CROSS-BRACING LOCATIONS AND ALIGNMENT WITH WALL ASSEMBLY.

PARTITION TYPE NOTE

4. ENSURE THAT WHEREVER A FIRE SEPERATION IS INDICATED ON THE DRAWINGS PER DIRECTION OF THE CONSTRUCTION NOTES, ALL COMPONENTS OF THE ASSEMBLY TO BE OF APPROVED MATERIALS AND INSTALLATION AND FABRICATION PROCEDURES ARE PER DIRECTION OF THE BRITISH COLUMBIA BUILDING CODES.
5. ALL FIRE SEPARATIONS ARE TO BE CONTINUOUS WITHIN THEIR EXTENT AND ALL JOINTS TO BE SMOKE TIGHT. ANY & ALL PENETRATIONS THROUGH AN ASSEMBLY CONSTRUCTED AS A FIRE SEPARATION SHALL BE FIRE STOPEDD WITH A ULC LISTED FIRE-STOPING SYSTEM / SEALANT ON BOTH SIDES.
6. REPLACE GYPSUM BOARD WITH DENS-GLASS BACKER BOARD AT PERIMETER WALLS AT SHOWER SURROUNDS. INSTALL IN ADDITION TO THE REQUIRED FIRE RATED GYPSUM BOARD - REFER TO SPECIFIC ASSEMBLY TYPE.
7. ALL RATED ASSEMBLIES TO CONTINUE TO U/S OF STRUCTURAL DECKING.

FLOOR & ROOF TYPE NOTES

7. REFER TO STRUCTURAL DRAWINGS FOR GRADE & SPECIES AND SPACING REQUIRED FOR ALL FRAMING MEMBERS AND ASSEMBLIES.

DOOR SCHEDULE

NUMBER	LOCATION	DOOR SIZE (W x H)	DOOR SLAB	DOOR RATING	FRAME TYPE	FRAME WALL TYPE	HARDWARE
MAIN FLOOR ADMIN							
D.H100.01	ATRIUM	3'-0 7'-0	A	1 HR	1	P1.8	
D.H101.02	SECURITY	2'-6 7'-0	B		1	P1.1	
D.H100-1.01	VESTIBULE	3'-0 7'-0	C		1	P1.1	
D.H103.01	WOMEN'S LOCKER	2'-6 7'-0	B		1	P1.1	
D.H104.01	MEN'S LOCKER	2'-6 7'-0	B		1	P1.1	
D.H105.01	STORAGE	3'-0 7'-0	B	1 HR	1	P1.7	
D.H106.01	VAULT STORAGE	2 - 3'-0 7'-0	B	1 HR	2	P1.6	
D.H107.01	OFFICE	3'-0 7'-0	B		1	P11	
D.H108.01	SANITATION	3'-0 7'-0	B		1	P1.2	
D.H109.01	PACKAGING	2 - 3'-0 7'-0	A		1	P1.1	
D.H110.01	PROCESSING	3'-0 7'-0	A		1	P1.1	
D.H111.01	DECONTAMINATION	3'-0 7'-0	B		1	P1.2	
D.H111.02	DECONTAMINATION	10'-0 10'-0	F	1 HR	2	P1.8	
D.H112.01	SHIPPING/RECEIVING	3'-0 7'-0	B		2	P1.2	
D.H112.02	SHIPPING/RECEIVING	10'-0 10'-0	E			P1.2	
D.H112.03	SHIPPING/RECEIVING	10'-0 10'-0	F			W1.1	
D.H113.01	WATER SERVICES	2 - 3'-0 7'-0	B	1 HR	2	P1.8	
D.H113.02	WATER SERVICES	10'-0 10'-0	F	1 HR	2	P1.8	
D.H113.03	WATER SERVICES	3'-0 7'-0	B	1 HR	2	P1.8	
D.H114.01	WASTE	3'-0 7'-0	B	1 HR	2	P1.8	
D.H115.01	EXIT STAIR	3'-0 7'-0	C	1 HR	2	P1.7	
D.H116.01	CORRIDOR	3'-0 7'-0	C		2	W1.1	
D.H116.02	CORRIDOR	3'-0 7'-0	C		2	P1.2	
D.H117.01	ELEC. CABINET	3'-0 7'-0	B	1 HR	2	P1.7	
UPPER FLOOR ADMIN							
D.H215.01	PATIENT RECORDS	3'-0 7'-0	B		1	P1.1	
D.H216.01	ELEC / IT ROOM	3'-0 7'-0	B	1 HR	2	P1.7	
D.H217.01	LADIES ROOM	2'-6 7'-0	B		1	P1.1	
D.H217.02	LADIES ROOM	2'-4 7'-0	B		1	P1.1	
D.H218.01	MENS ROOM	2'-6 7'-0	B		1	P1.1	
D.H218.02	MENS ROOM	2'-4 7'-0	B		1	P1.1	
D.H219.01	ELEC ROOM	3'-0 7'-0	B	1HR	2	P1.7	
D.H220.01	STORAGE	3'-0 7'-0	B	1HR	2	P1.7	
D.H221.01	STORAGE	3'-0 7'-0	B	1HR	2	P1.7	
D.H115.02	EXIT STAIR	3'-0 7'-0	C	1HR	2	P1.7	
D.H222.01	HALLWAY	3'-0 7'-0	C		2	W1.1	
MAIN FLOOR PRODUCTION							
D.N100.01	FLOWERING ROOM	3'-0 7'-0	B		2	P1.4	
D.N101.01	CLONING ROOM	3'-0 7'-0	B		2	P1.4	
D.N101-1.01	AUX. ROOM	3'-0 7'-0	B		2	W1.1	
D.N102.01	FLOWERING ROOM	3'-0 7'-0	C		2	P1.4	
D.N103.01	FLOWERING ROOM	3'-0 7'-0	C		2	P1.4	
D.N104.01	FLOWERING ROOM	3'-0 7'-0	C		2	P1.4	
D.N105.01	FLOWERING ROOM	3'-0 7'-0	C		2	P1.4	
D.N106.01	FLOWERING ROOM	3'-0 7'-0	C		2	P1.4	
D.N107.01	FLOWERING ROOM	3'-0 7'-0	C		2	P1.4	
D.N108.01	FLOWERING ROOM	3'-0 7'-0	C		2	P1.4	
D.N109.01	FLOWERING ROOM	3'-0 7'-0	C		2	P1.4	
D.N110.01	FLOWERING ROOM	3'-0 7'-0	C		2	P1.4	
D.N111.01	DRYING ROOM	3'-0 7'-0	B		2	P1.4	
D.N112.01	DRYING ROOM	3'-0 7'-0	B		2	P1.4	
D.N113.01	CORRIDOR	3'-0 7'-0	B		2	W1.1	
D.N113.02	CORRIDOR	3'-0 7'-0	B		2	W1.1	
UPPER MECHANICAL ROOM							
D.N200.01	MECH ROOM	2 - 3'-0 7'-0	B	1 HR	2	P1.8	
D.N200.01	MECH ROOM	2 - 3'-0 7'-0	B	1 HR	2	P1.8	B.D - 3
D.N200.01	MECH ROOM	2 - 3'-0 7'-0	B	1 HR	2	P1.8	A.D

DOOR HARDWARE NOTES

NOTE: ALL DOOR HARDWARE TO BE COORDINATED WITH SECURITY DRAWINGS & SPECIFICATIONS

A	LOCK SET	1	TIE TO MAIN ACCESS CONTROL
B	PASSAGE SET	2	EXIT ONLY
C	PUSH/PULL HANDLE	3	SET SILL @ SUBFLOOR
D	DEADBOLT		
E	SELF CLOSING DEVICE		
F	DOOR STOP		
G	ELECTRIC STRIKE		
H	CARD READER		
J	PANIC HARDWARE		
K	HANDICAP DOOR OPENER		

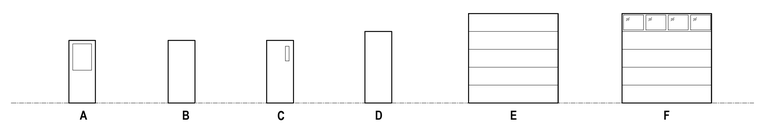

1 / A.002 DOOR SLAB ELEVATIONS
SCALE : 1/8 = 1'-0

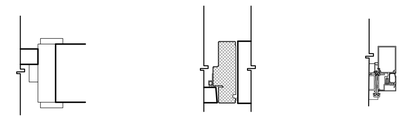

TYPE 1 WOOD FRAME

TYPE 2 STEEL FRAME

TYPE 3 CURTAIN WALL

2 / A.002 DOOR FRAME DETAILS
SCALE : 1 1/2 = 1'-0

SBL CONTRACTORS LTD
#123 7725 56 STREET SE
CALGARY, AB T2C 5R5
MAIN: 403-828-1868
FAX: 403-568-1932
info@sblcontractors.com

SITE SAFETY: THE DESIGNERS ASSUME NO RESPONSIBILITY FOR ON-SITE SAFETY FOR OTHER THAN THEIR OWN EMPLOYEES. THE OWNER AND/OR CONTRACTOR SHALL BEAR RESPONSIBILITY FOR SITE SAFETY AS PER THE OCCUPATIONAL HEALTH AND SAFETY ACT.

PLANS EXAMINATION: DRAWINGS ARE NOT TO BE USED FOR CONSTRUCTION UNTIL REVIEWED AND APPROVED BY THE AUTHORITY HAVING JURISDICTION. THIS AUTHORITY, BASED ON APPLICABLE CODES AND BYLAWS, MAY REQUIRE REVISIONS AND/OR ADDITIONS, AND THIS MAY RESULT IN EXTRA COSTS. THESE COSTS ARE UNFORESEEN AND THEREFORE ARE THE RESPONSIBILITY OF THE OWNER AND/OR CONTRACTOR.

COPYRIGHTS: ALL DRAWINGS, DESIGNS AND RELATED DOCUMENTS ARE THE PROPERTY OF THE DESIGNERS, PROTECTED BY COPYRIGHT, AND MUST BE RETURNED UPON REQUEST. REPRODUCTION OF DRAWINGS AND DOCUMENTS IN PART OR IN WHOLE IS FORBIDDEN WITHOUT THE DESIGNERS' PERMISSION. DRAWINGS AND DOCUMENTS ARE TO BE USED ONLY FOR THE PURPOSE FOR WHICH THEY ARE ISSUED.

DRAWINGS: DRAWINGS MUST NOT BE SCALED. THE CONTRACTOR MUST CROSS-REFERENCE ALL ARCHITECTURAL, STRUCTURAL, FOUNDATION, ELECTRICAL, MECHANICAL, AND ANY OTHER DRAWINGS PROVIDED AND VERIFY ALL DIMENSIONS, DRAWINGS AND SPECIFICATIONS ON SITE. ANY DISCREPANCIES MUST BE REPORTED TO THE DESIGNER AND/OR ENGINEER PRIOR TO PROCEEDING WITH ANY PART OF THE WORK.

IMPERIAL — ALL DIMENSIONS, UNLESS OTHERWISE NOTED, ARE IN INCHES

CONSULTANT: FAAS — FORMED ALLIANCE ARCHITECTURE STUDIO

STAMP: MICHAEL L. FARDAR — REGISTERED ARCHITECT — BRITISH COLUMBIA

CONSULTANT:

REVISIONS & ISSUES

DATE	DESCRIPTION
MAR.29.18	IFT
APR.19.18	BP APPLICATION
MAY.10.18	ISSUED FOR CONSTRUCTION
MAY.23.18	REISSUED IFC

CLIENT: TRUE LEAF MED.

PROJECT TITLE:
LUMBY, B.C.
PROCESSING FACILITY

PROJECT NUMBER: 17.11.TRU

SITE ADDRESS:
1837 SHUSWAP AVENUE, LUMBY BC

LEGAL ADDRESS:
PART OF LOT 3, PLAN 14627, D.L.18, O.D.Y.D.

DRAWING TITLE:
ASSEMBLIES + SCHEDULE

DRAWN BY: JA
CHECKED: RB

A.002
DRAWING NO

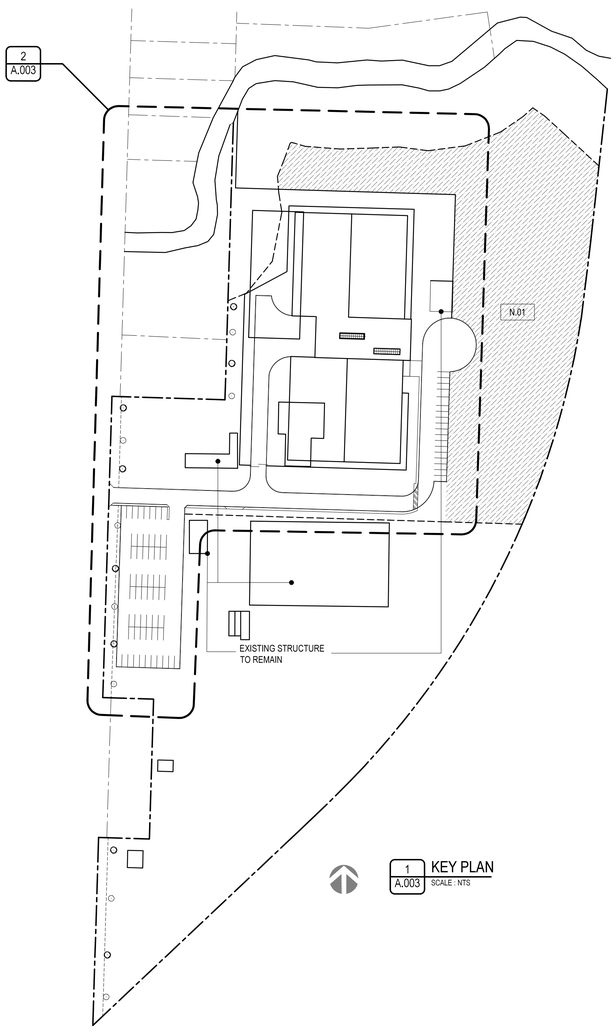

1 A.003 KEY PLAN
SCALE : NTS

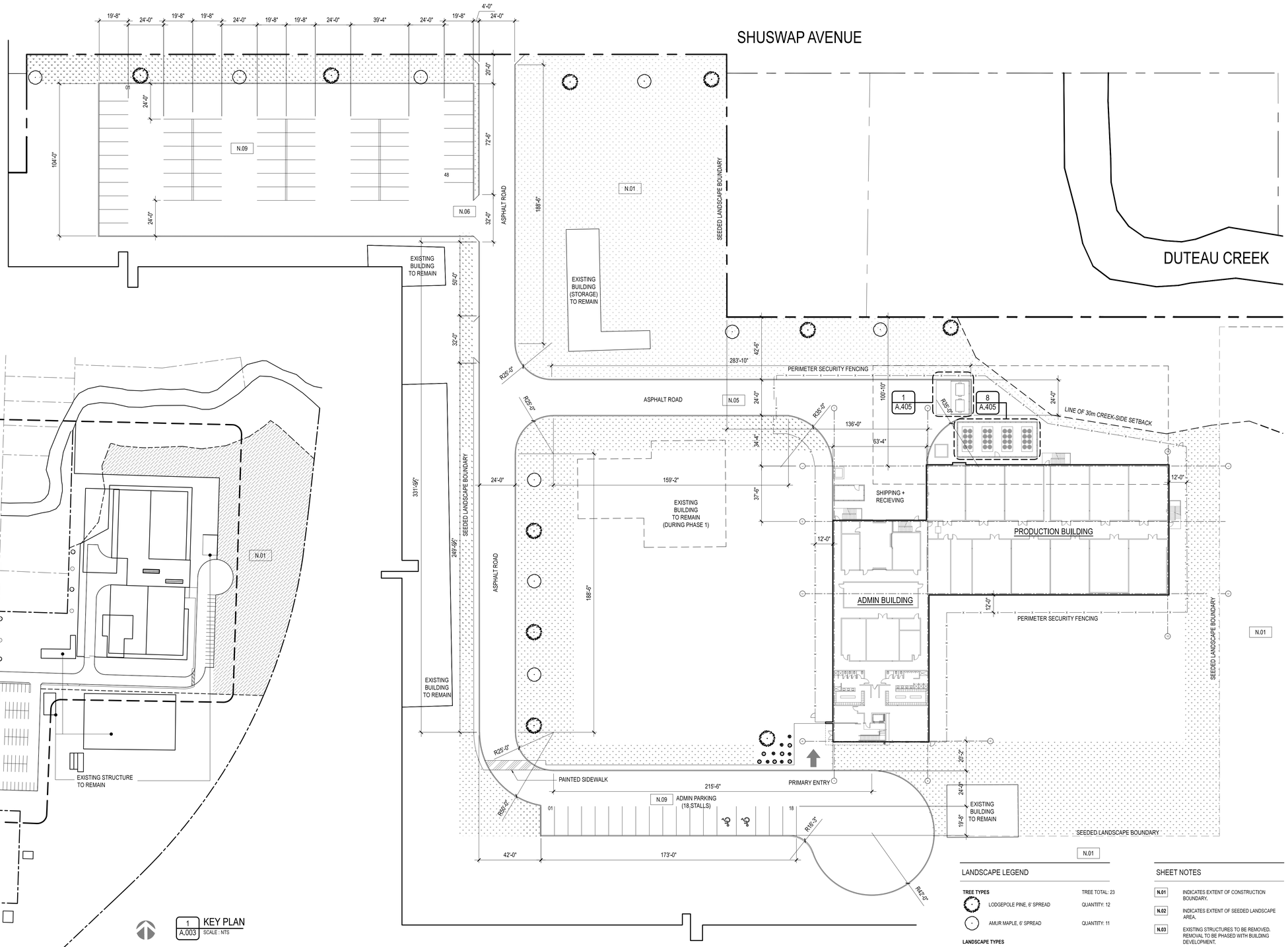

2 A.003 SITE PLAN: PHASE 1 - 4
SCALE : 1/64" = 1'-0"

LANDSCAPE LEGEND

TREE TYPES	TREE TOTAL: 23
LODGEPOLE PINE, 6" SPREAD	QUANTITY: 12
AMUR MAPLE, 6" SPREAD	QUANTITY: 11
LANDSCAPE TYPES	
SEEDED GRASS	
PRINCE OF WALES JUNIPER , 2' x 2' SPRD	QUANTITY: 6
BEARBERRY, 2' x 2' SPRD	QUANTITY: 6
WASHED GRAVEL	

IRRIGATION:
NO IRRIGATION SYSTEM NEEDED FOR LANDSCAPING.

SHEET NOTES

N.01	INDICATES EXTENT OF CONSTRUCTION BOUNDARY.
N.02	INDICATES EXTENT OF SEEDED LANDSCAPE AREA.
N.03	EXISTING STRUCTURES TO BE REMOVED. REMOVAL TO BE PHASED WITH BUILDING DEVELOPMENT.
N.04	FDC - SIAMESE CONNECTION.
N.05	SECURED ACCESS CONTROL.
N.06	24' ASPHALT ROADS & LANES TO INCLUDE CONCRETE CURBS. ALL DIMS GIVEN TO FOC.
N.07	ACCESSIBLE PARKING STALLS WITH SIGNAGE.
N.08	CHAINLINK PERIMETER SECURITY FENCING, 10' HEIGHT.
N.09	MAINTAIN REQUIRED MIN. DIMENSIONS FOR ALL REQUIRED PARKING STALLS. COORDINATE ALL ELECTRICAL EQUIPMENT WITH ADJACENT STALLS - REFER TO SHEET **A.406**.

SBL CONTRACTORS LTD
#123 7725 56 STREET SE
CALGARY, AB T2C 5R5
MAIN: 403-828-1868
FAX: 403-568-1932
info@sblcontractors.com

SITE SAFETY:
THE DESIGNERS ASSUME NO RESPONSIBILITY FOR ON-SITE SAFETY FOR OTHER THAN THEIR OWN EMPLOYEES. THE OWNER AND/OR CONTRACTOR SHALL BEAR RESPONSIBILITY FOR SITE SAFETY AS PER THE OCCUPATIONAL HEALTH AND SAFETY ACT.

PLANS EXAMINATION:
DRAWINGS ARE NOT TO BE USED FOR CONSTRUCTION UNTIL REVIEWED AND APPROVED BY THE AUTHORITY HAVING JURISDICTION. THIS AUTHORITY, BASED ON APPLICABLE CODES AND BYLAWS, MAY REQUIRE REVISIONS AND/OR ADDITIONS, AND THIS MAY RESULT IN EXTRA COSTS. THESE COSTS ARE UNFORESEEN AND THEREFORE ARE THE RESPONSIBILITY OF THE OWNER AND/OR CONTRACTOR.

COPYRIGHTS:
ALL DRAWINGS, DESIGNS AND RELATED DOCUMENTS ARE THE PROPERTY OF THE DESIGNERS, PROTECTED BY COPYRIGHT, AND MUST BE RETURNED UPON REQUEST. REPRODUCTION OF DRAWINGS AND DOCUMENTS IN PART OR IN WHOLE IS FORBIDDEN WITHOUT THE DESIGNERS' PERMISSION. DRAWINGS AND DOCUMENTS ARE TO BE USED ONLY FOR THE PURPOSE FOR WHICH THEY ARE ISSUED.

DRAWINGS:
DRAWINGS MUST NOT BE SCALED. THE CONTRACTOR MUST CROSS-REFERENCE ALL ARCHITECTURAL, STRUCTURAL, FOUNDATION, ELECTRICAL, MECHANICAL, AND ANY OTHER DRAWINGS PROVIDED AND VERIFY ALL DIMENSIONS, DRAWINGS AND SPECIFICATIONS ON SITE. ANY DISCREPANCIES MUST BE REPORTED TO THE DESIGNER AND/OR ENGINEER PRIOR TO PROCEEDING WITH ANY PART OF THE WORK.

IMPERIAL ALL DIMENSIONS, UNLESS OTHERWISE NOTED, ARE IN INCHES

CONSULTANT:
FAAS
FORMED ALLIANCE ARCHITECTURE STUDIO

STAMP
MICHAEL L. FARRAR
REGISTERED ARCHITECT
BRITISH COLUMBIA

CONSULTANT:

REVISIONS & ISSUES

DATE	DESCRIPTION
MAR.29.18	IFT
APR.19.18	BP APPLICATION
MAY.10.18	ISSUED FOR CONSTRUCTION
MAY.23.18	REISSUED IFC

CLIENT: TRUE LEAF MED.

PROJECT TITLE:
LUMBY, B.C.
PROCESSING FACILITY

PROJECT NUMBER: 17.11.TRU

SITE ADDRESS:
1837 SHUSWAP AVENUE, LUMBY BC

LEGAL ADDRESS:
PART OF LOT 3, PLAN 14627, D.L.18, O.D.Y.D.

DRAWING TITLE:
SITE + KEY PLAN

DRAWN BY: JA
CHECKED: RB

A.003
DRAWING NO

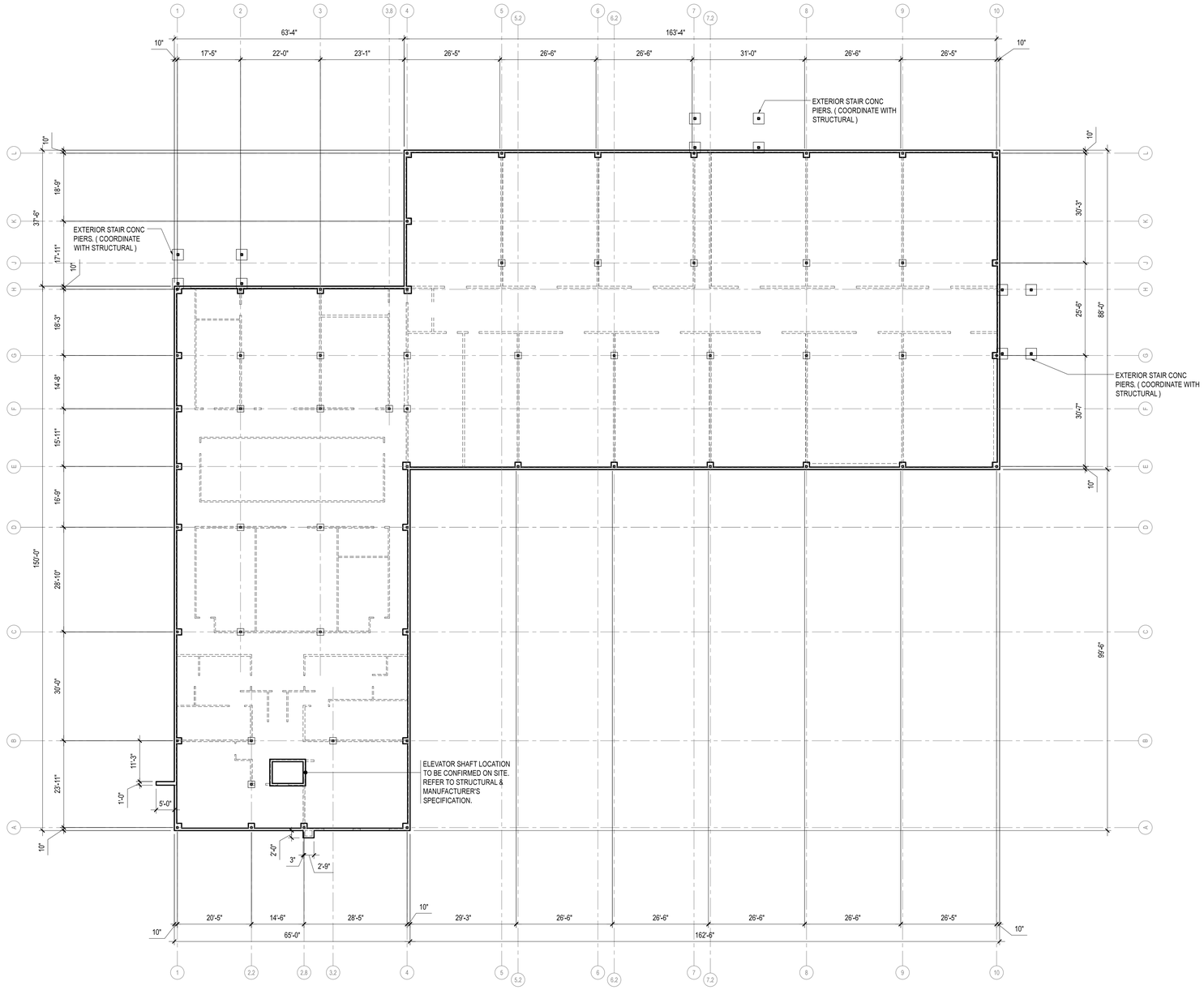

1 A.100 FOUNDATION PLAN (REFER TO STRUCTURAL)
SCALE : 1/16" = 1'-0"

SBL CONTRACTORS LTD

#123 7725 56 STREET SE
CALGARY, AB T2C 5R5
MAIN: 403-828-1868
FAX: 403-568-1932
info@sblcontractors.com

SITE SAFETY:
THE DESIGNERS ASSUME NO RESPONSIBILITY FOR ON-SITE SAFETY FOR OTHER THAN THEIR OWN EMPLOYEES. THE OWNER AND/OR CONTRACTOR SHALL BEAR RESPONSIBILITY FOR SITE SAFETY AS PER THE OCCUPATIONAL HEALTH AND SAFETY ACT.

PLANS EXAMINATION:
DRAWINGS ARE NOT TO BE USED FOR CONSTRUCTION UNTIL REVIEWED AND APPROVED BY THE AUTHORITY HAVING JURISDICTION. THIS AUTHORITY, BASED ON APPLICABLE CODES AND BYLAWS, MAY REQUIRE REVISIONS AND/OR ADDITIONS, AND THIS MAY RESULT IN EXTRA COSTS. THESE COSTS ARE UNFORESEEN AND THEREFORE ARE THE RESPONSIBILITY OF THE OWNER AND/OR CONTRACTOR.

COPYRIGHTS:
ALL DRAWINGS, DESIGNS AND RELATED DOCUMENTS ARE THE PROPERTY OF THE DESIGNERS, PROTECTED BY COPYRIGHT, AND MUST BE RETURNED UPON REQUEST. REPRODUCTION OF DRAWINGS AND DOCUMENTS IN PART OR IN WHOLE IS FORBIDDEN WITHOUT THE DESIGNERS' PERMISSION. DRAWINGS AND DOCUMENTS ARE TO BE USED ONLY FOR THE PURPOSE FOR WHICH THEY ARE ISSUED.

DRAWINGS:
DRAWINGS MUST NOT BE SCALED. THE CONTRACTOR MUST CROSS-REFERENCE ALL ARCHITECTURAL, STRUCTURAL, FOUNDATION, ELECTRICAL, MECHANICAL, AND ANY OTHER DRAWINGS PROVIDED AND VERIFY ALL DIMENSIONS, DRAWINGS AND SPECIFICATIONS ON SITE. ANY DISCREPANCIES MUST BE REPORTED TO THE DESIGNER AND/OR ENGINEER PRIOR TO PROCEEDING WITH ANY PART OF THE WORK.

IMPERIAL ALL DIMENSIONS, UNLESS OTHERWISE NOTED, ARE IN INCHES

CONSULTANT:

FAAS
FORMED ALLIANCE ARCHITECTURE STUDIO

STAMP

MICHAEL L. FARGAR
REGISTERED ARCHITECT
BRITISH COLUMBIA

CONSULTANT:

REVISIONS & ISSUES

DATE	DESCRIPTION
MAR.29.18	IFT
APR.19.18	BP APPLICATION
MAY.10.18	ISSUED FOR CONSTRUCTION
MAY.23.18	REISSUED IFC

CLIENT: TRUE LEAF MED.

PROJECT TITLE:
LUMBY, B.C.
PROCESSING FACILITY

PROJECT NUMBER: 17.11.TRU

SITE ADDRESS:
1837 SHUSWAP AVENUE, LUMBY BC

LEGAL ADDRESS:
PART OF LOT 3, PLAN 14627, D.L.18, O.D.Y.D.

DRAWING TITLE:
FOUNDATION PLAN

DRAWN BY: JA
CHECKED: RB

A.100
DRAWING NO

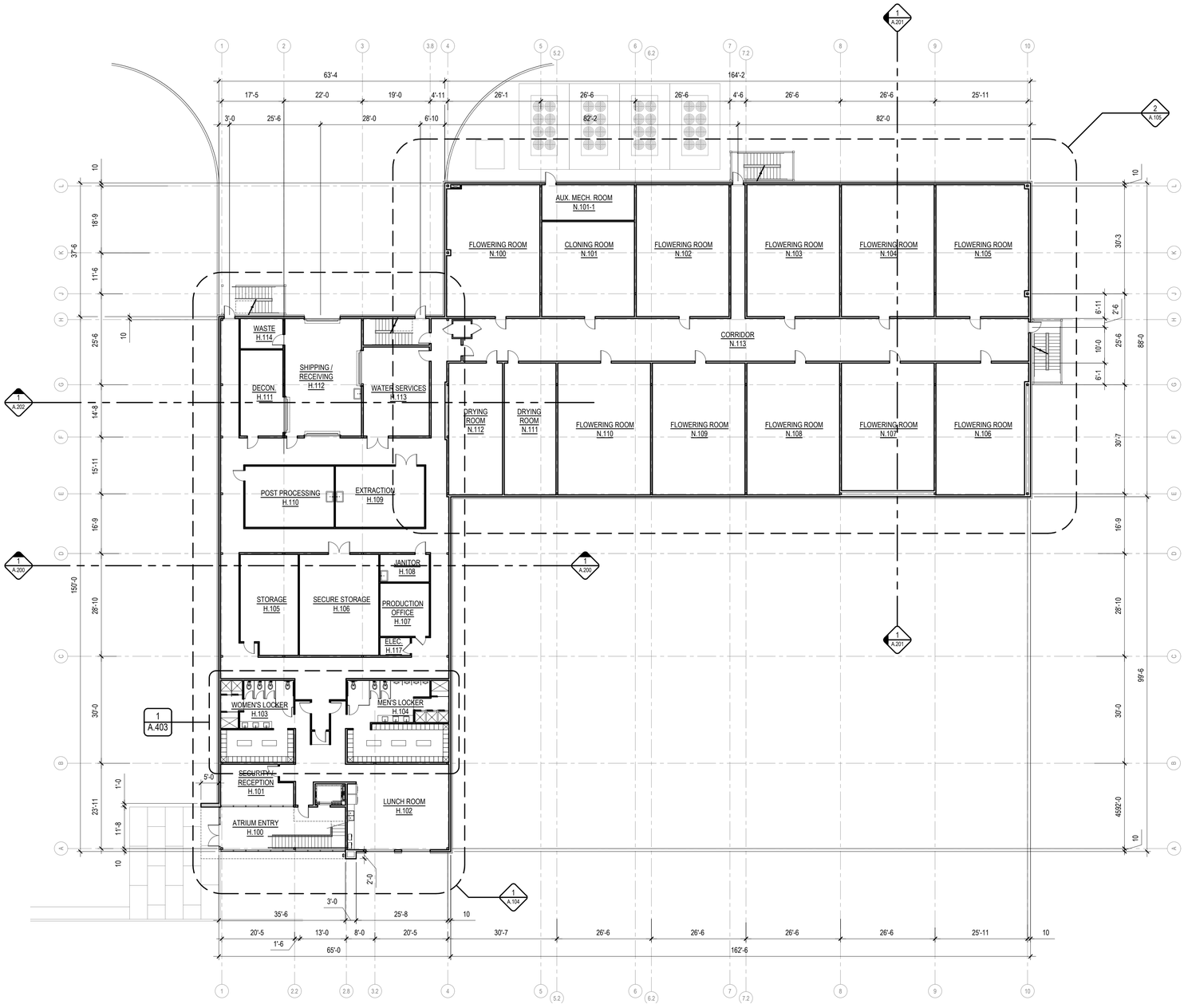

1 A.101 MAIN FLOOR PLAN - PHASE 1
SCALE : 1/16 = 1'-0

SBL CONTRACTORS LTD
#123 7725 56 STREET SE
CALGARY, AB T2C 5R5
MAIN: 403-828-1868
FAX: 403-568-1932
info@sblcontractors.com

SITE SAFETY:
THE DESIGNERS ASSUME NO RESPONSIBILITY FOR ON-SITE SAFETY FOR OTHER THAN THEIR OWN EMPLOYEES. THE OWNER AND/OR CONTRACTOR SHALL BEAR RESPONSIBILITY FOR SITE SAFETY AS PER THE OCCUPATIONAL HEALTH AND SAFETY ACT.

PLANS EXAMINATION:
DRAWINGS ARE NOT TO BE USED FOR CONSTRUCTION UNTIL REVIEWED AND APPROVED BY THE AUTHORITY HAVING JURISDICTION. THIS AUTHORITY, BASED ON APPLICABLE CODES AND BYLAWS, MAY REQUIRE REVISIONS AND/OR ADDITIONS, AND THIS MAY RESULT IN EXTRA COSTS. THESE COSTS ARE UNFORESEEN AND THEREFORE ARE THE RESPONSIBILITY OF THE OWNER AND/OR CONTRACTOR.

COPYRIGHTS:
ALL DRAWINGS, DESIGNS AND RELATED DOCUMENTS ARE THE PROPERTY OF THE DESIGNERS, PROTECTED BY COPYRIGHT, AND MUST BE RETURNED UPON REQUEST. REPRODUCTION OF DRAWINGS AND DOCUMENTS IN PART OR IN WHOLE IS FORBIDDEN WITHOUT THE DESIGNERS' PERMISSION. DRAWINGS AND DOCUMENTS ARE TO BE USED ONLY FOR THE PURPOSE FOR WHICH THEY ARE ISSUED.

DRAWINGS:
DRAWINGS MUST NOT BE SCALED. THE CONTRACTOR MUST CROSS-REFERENCE ALL ARCHITECTURAL, STRUCTURAL, FOUNDATION, ELECTRICAL, MECHANICAL, AND ANY OTHER DRAWINGS PROVIDED AND VERIFY ALL DIMENSIONS, DRAWINGS AND SPECIFICATIONS ON SITE. ANY DISCREPANCIES MUST BE REPORTED TO THE DESIGNER AND/OR ENGINEER PRIOR TO PROCEEDING WITH ANY PART OF THE WORK.

IMPERIAL ALL DIMENSIONS, UNLESS OTHERWISE NOTED, ARE IN INCHES

CONSULTANT:
FAAS
FORMED ALLIANCE ARCHITECTURE STUDIO

STAMP
MICHAEL L. FARDAR REGISTERED ARCHITECT BRITISH COLUMBIA

CONSULTANT:

REVISIONS & ISSUES

DATE	DESCRIPTION
MAR.29.18	IFT
APR.19.18	BP APPLICATION
MAY.10.18	ISSUED FOR CONSTRUCTION
MAY.23.18	REISSUED IFC

CLIENT: TRUE LEAF MED.

PROJECT TITLE:
LUMBY, B.C.
PROCESSING FACILITY
PROJECT NUMBER: 17.11.TRU

SITE ADDRESS:
1837 SHUSWAP AVENUE, LUMBY BC

LEGAL ADDRESS:
PART OF LOT 3, PLAN 14627, D.L.18, O.D.Y.D.

DRAWING TITLE:
MAIN FLOOR PLAN

DRAWN BY: JA
CHECKED: RB

A.101
DRAWING NO

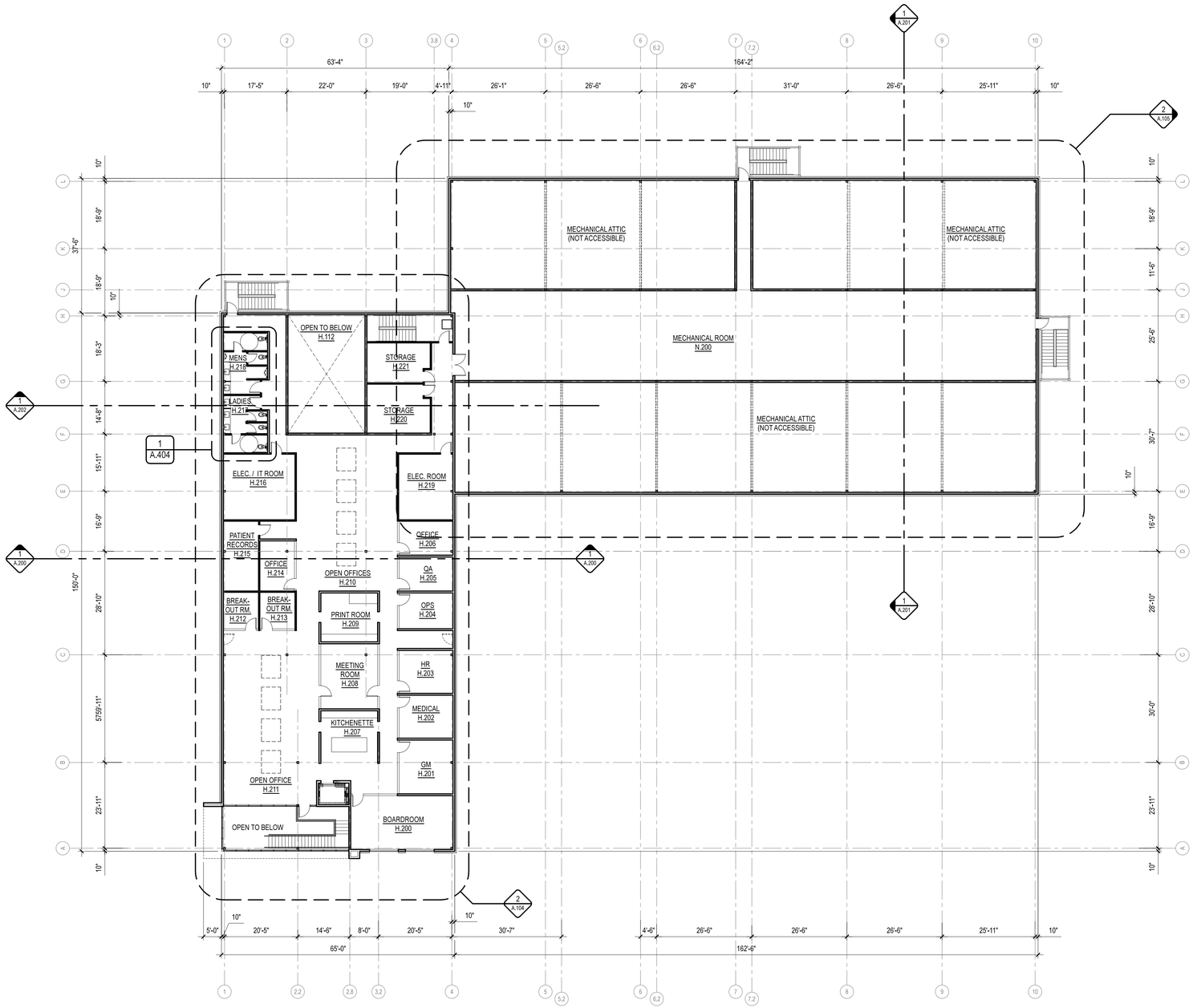

1 A.102 UPPER FLOOR PLAN - PHASE 1
SCALE : 1/16" = 1'-0"

SBL CONTRACTORS LTD
#123 7725 56 STREET SE
CALGARY, AB T2C 5R5
MAIN: 403-828-1868
FAX: 403-568-1932
info@sblcontractors.com

SITE SAFETY:
THE DESIGNERS ASSUME NO RESPONSIBILITY FOR ON-SITE SAFETY FOR OTHER THAN THEIR OWN EMPLOYEES. THE OWNER AND/OR CONTRACTOR SHALL BEAR RESPONSIBILITY FOR SITE SAFETY AS PER THE OCCUPATIONAL HEALTH AND SAFETY ACT.

PLANS EXAMINATION:
DRAWINGS ARE NOT TO BE USED FOR CONSTRUCTION UNTIL REVIEWED AND APPROVED BY THE AUTHORITY HAVING JURISDICTION. THIS AUTHORITY, BASED ON APPLICABLE CODES AND BYLAWS, MAY REQUIRE REVISIONS AND/OR ADDITIONS, AND THIS MAY RESULT IN EXTRA COSTS. THESE COSTS ARE UNFORESEEN AND THEREFORE ARE THE RESPONSIBILITY OF THE OWNER AND/OR CONTRACTOR.

COPYRIGHTS:
ALL DRAWINGS, DESIGNS AND RELATED DOCUMENTS ARE THE PROPERTY OF THE DESIGNERS, PROTECTED BY COPYRIGHT, AND MUST BE RETURNED UPON REQUEST. REPRODUCTION OF DRAWINGS AND DOCUMENTS IN PART OR IN WHOLE IS FORBIDDEN WITHOUT THE DESIGNERS' PERMISSION. DRAWINGS AND DOCUMENTS ARE TO BE USED ONLY FOR THE PURPOSE FOR WHICH THEY ARE ISSUED.

DRAWINGS:
DRAWINGS MUST NOT BE SCALED. THE CONTRACTOR MUST CROSS-REFERENCE ALL ARCHITECTURAL, STRUCTURAL, FOUNDATION, ELECTRICAL, MECHANICAL, AND ANY OTHER DRAWINGS PROVIDED AND VERIFY ALL DIMENSIONS, DRAWINGS AND SPECIFICATIONS ON SITE. ANY DISCREPANCIES MUST BE REPORTED TO THE DESIGNER AND/OR ENGINEER PRIOR TO PROCEEDING WITH ANY PART OF THE WORK.

IMPERIAL ALL DIMENSIONS, UNLESS OTHERWISE NOTED, ARE IN INCHES

CONSULTANT:

FAAS
FORMED ALLIANCE ARCHITECTURE STUDIO

STAMP

MICHAEL L. FARGAR REGISTERED ARCHITECT BRITISH COLUMBIA

CONSULTANT:

REVISIONS & ISSUES

DATE	DESCRIPTION
MAR.29.18	IFT
APR.19.18	BP APPLICATION
MAY.10.18	ISSUED FOR CONSTRUCTION
MAY.23.18	REISSUED IFC

CLIENT: TRUE LEAF MED.

PROJECT TITLE:
LUMBY, B.C.
PROCESSING FACILITY

PROJECT NUMBER: 17.11.TRU

SITE ADDRESS:
1837 SHUSWAP AVENUE, LUMBY BC

LEGAL ADDRESS:
PART OF LOT 3, PLAN 14627, D.L.18, O.D.Y.D.

DRAWING TITLE:
UPPER FLOOR PLAN

DRAWN BY: JA
CHECKED: RB

A.102
DRAWING NO

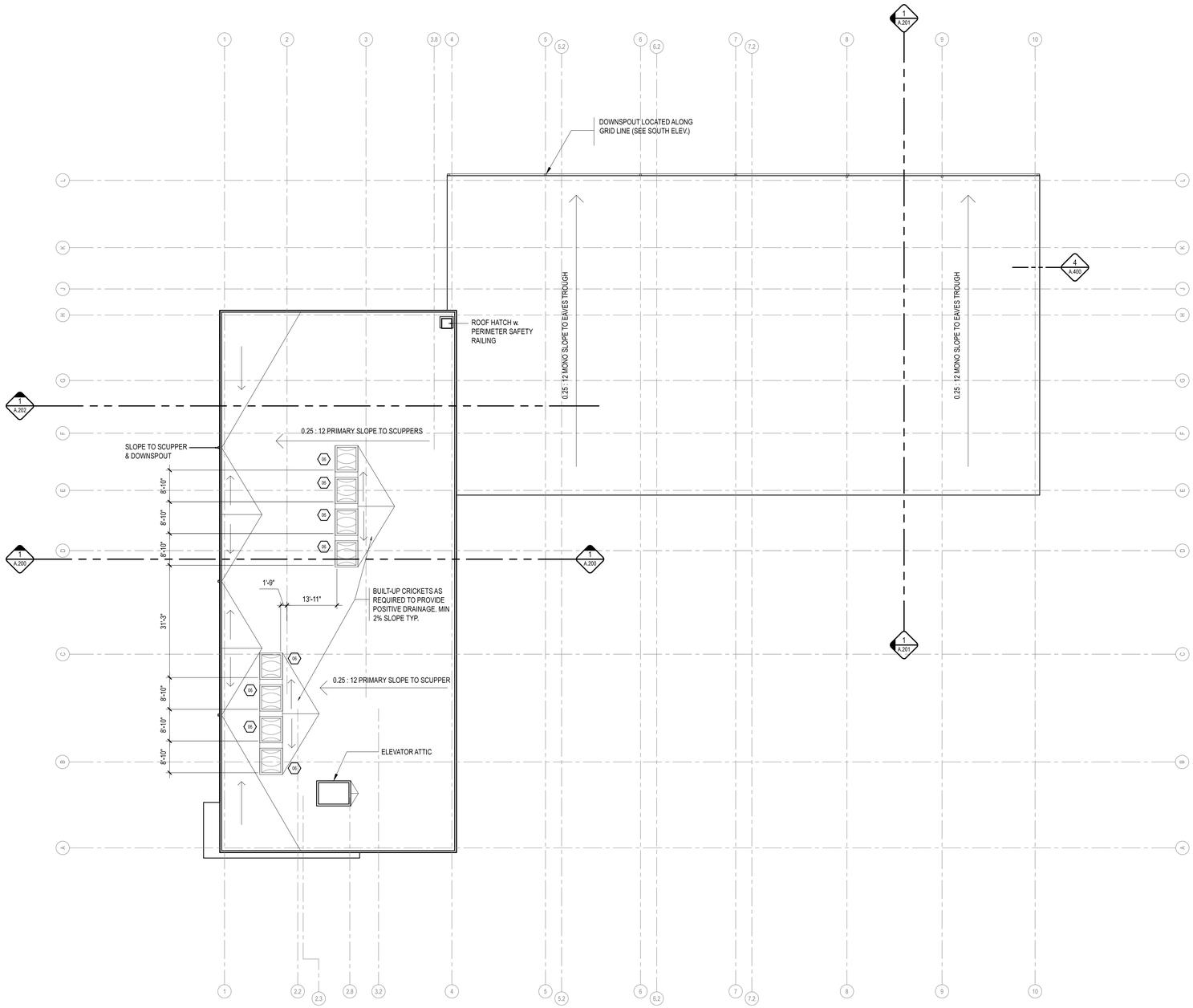

1 A.103 ROOF PLAN - PHASE 1
SCALE : 1/16" = 1'-0"

SBL CONTRACTORS LTD
#123 7725 56 STREET SE
CALGARY, AB T2C 5R5
MAIN: 403-828-1868
FAX: 403-568-1932
info@sblcontractors.com

SITE SAFETY:
THE DESIGNERS ASSUME NO RESPONSIBILITY FOR ON-SITE SAFETY FOR OTHER THAN THEIR OWN EMPLOYEES. THE OWNER AND/OR CONTRACTOR SHALL BEAR RESPONSIBILITY FOR SITE SAFETY AS PER THE OCCUPATIONAL HEALTH AND SAFETY ACT.

PLANS EXAMINATION:
DRAWINGS ARE NOT TO BE USED FOR CONSTRUCTION UNTIL REVIEWED AND APPROVED BY THE AUTHORITY HAVING JURISDICTION. THIS AUTHORITY, BASED ON APPLICABLE CODES AND BYLAWS, MAY REQUIRE REVISIONS AND/OR ADDITIONS, AND THIS MAY RESULT IN EXTRA COSTS. THESE COSTS ARE UNFORESEEN AND THEREFORE ARE THE RESPONSIBILITY OF THE OWNER AND/OR CONTRACTOR.

COPYRIGHTS:
ALL DRAWINGS, DESIGNS AND RELATED DOCUMENTS ARE THE PROPERTY OF THE DESIGNERS, PROTECTED BY COPYRIGHT, AND MUST BE RETURNED UPON REQUEST. REPRODUCTION OF DRAWINGS AND DOCUMENTS IN PART OR IN WHOLE IS FORBIDDEN WITHOUT THE DESIGNERS' PERMISSION. DRAWINGS AND DOCUMENTS ARE TO BE USED ONLY FOR THE PURPOSE FOR WHICH THEY ARE ISSUED.

DRAWINGS:
DRAWINGS MUST NOT BE SCALED. THE CONTRACTOR MUST CROSS-REFERENCE ALL ARCHITECTURAL, STRUCTURAL, FOUNDATION, ELECTRICAL, MECHANICAL, AND ANY OTHER DRAWINGS PROVIDED AND VERIFY ALL DIMENSIONS, DRAWINGS AND SPECIFICATIONS ON SITE. ANY DISCREPANCIES MUST BE REPORTED TO THE DESIGNER AND/OR ENGINEER PRIOR TO PROCEEDING WITH ANY PART OF THE WORK.

IMPERIAL ALL DIMENSIONS, UNLESS OTHERWISE NOTED, ARE IN INCHES

CONSULTANT:

FAAS
FORMED ALLIANCE ARCHITECTURE STUDIO

STAMP

MICHAEL L. FARRAR REGISTERED ARCHITECT BRITISH COLUMBIA

CONSULTANT:

REVISIONS & ISSUES

DATE	DESCRIPTION
MAR.29.18	IFT
APR.19.18	BP APPLICATION
MAY.10.18	ISSUED FOR CONSTRUCTION
MAY.23.18	REISSUED IFC

CLIENT: TRUE LEAF MED.

PROJECT TITLE:
LUMBY, B.C.
PROCESSING FACILITY

PROJECT NUMBER: 17.11.TRU

SITE ADDRESS:
1837 SHUSWAP AVENUE, LUMBY BC

LEGAL ADDRESS:
PART OF LOT 3, PLAN 14627, D.L.18, O.D.Y.D.

DRAWING TITLE:
ROOF PLAN

DRAWN BY: JA
CHECKED: RB

A.103
DRAWING NO

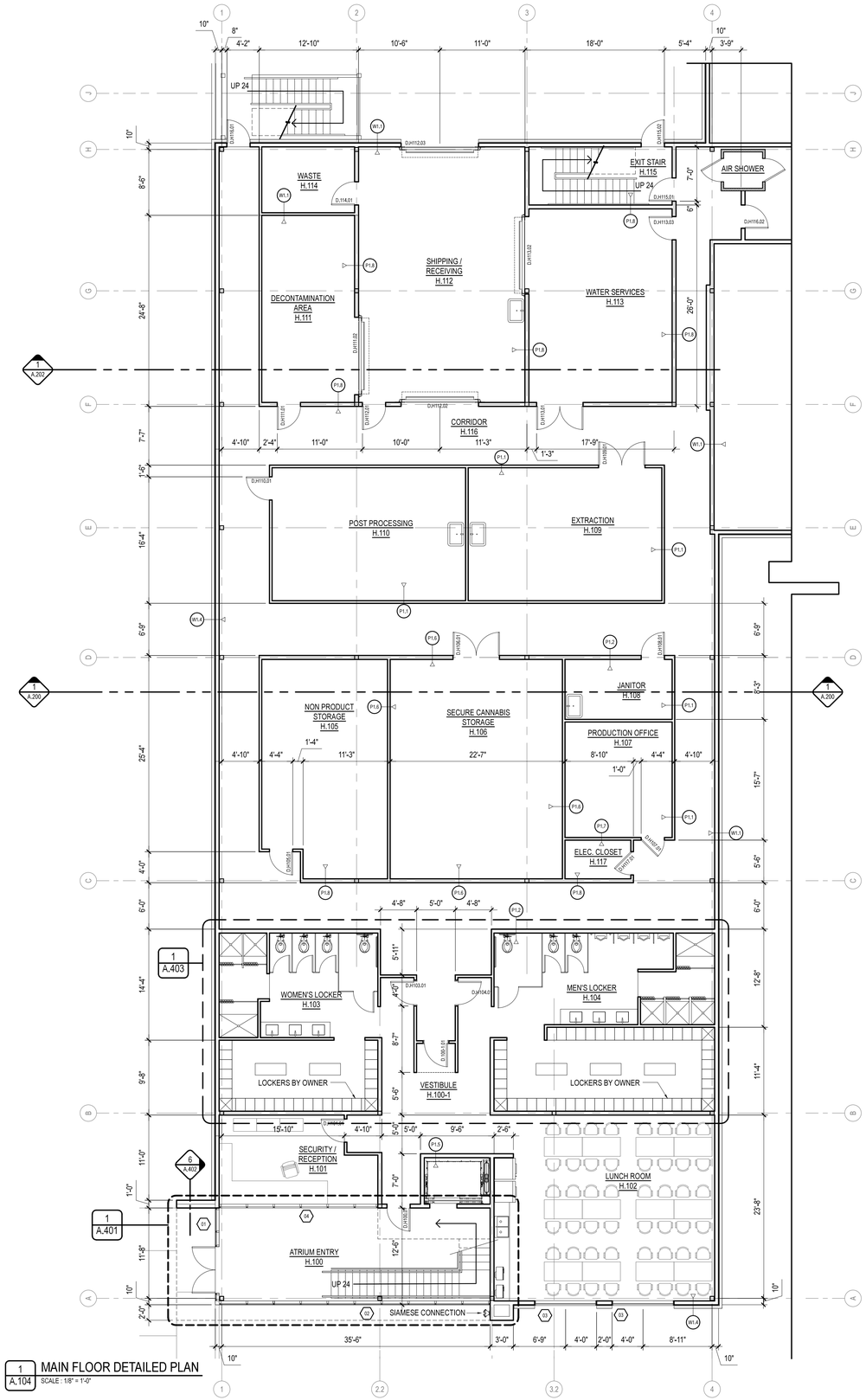

1 A.104 MAIN FLOOR DETAILED PLAN
SCALE : 1/8" = 1'-0"

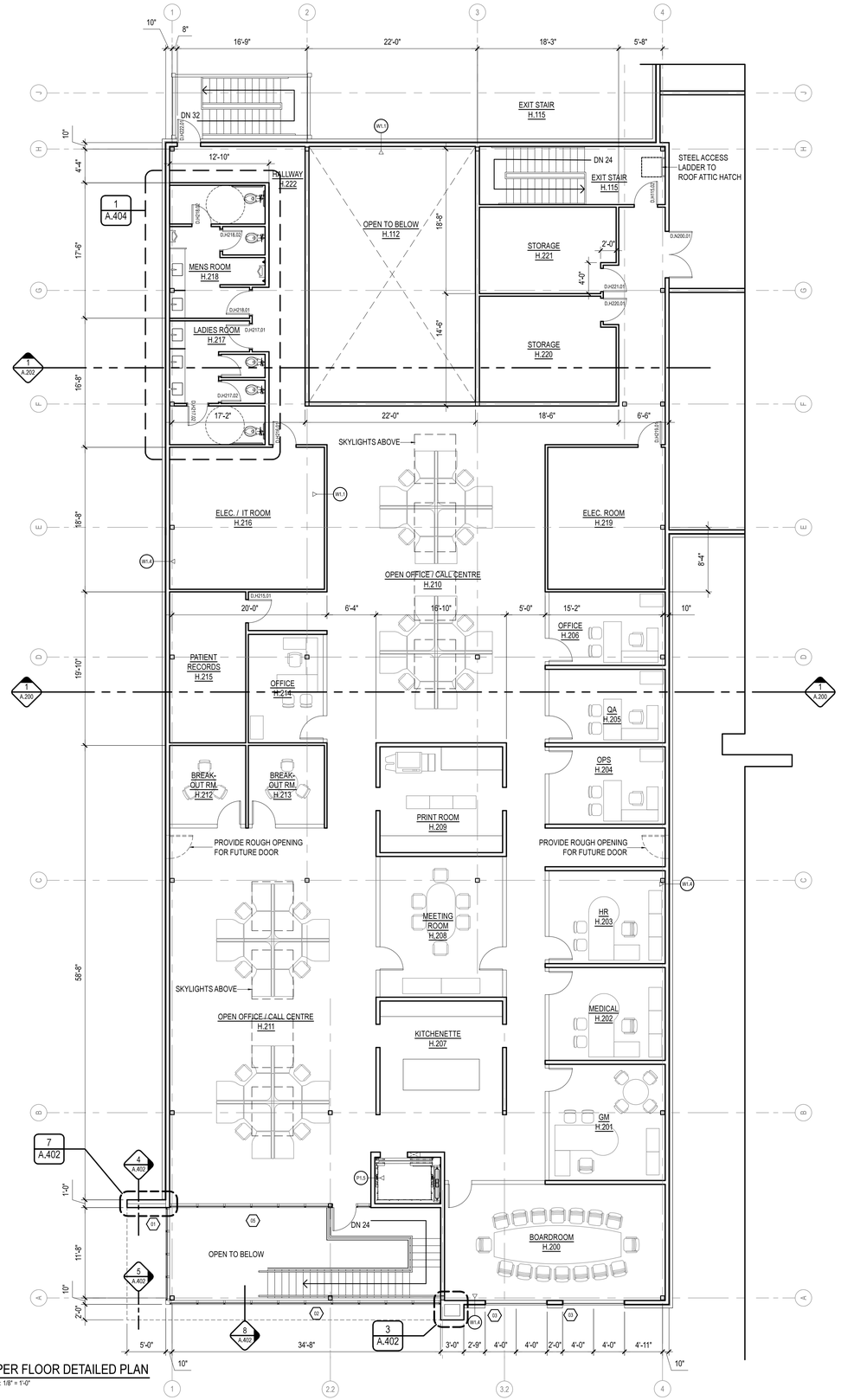

2 A.104 UPPER FLOOR DETAILED PLAN
SCALE : 1/8" = 1'-0"

SBL CONTRACTORS LTD
#123 7725 56 STREET SE
CALGARY, AB T2C 5R5
MAIN: 403-828-1868
FAX: 403-568-1932
info@sblcontractors.com

SITE SAFETY:
THE DESIGNERS ASSUME NO RESPONSIBILITY FOR ON-SITE SAFETY FOR OTHER THAN THEIR OWN EMPLOYEES. THE OWNER AND/OR CONTRACTOR SHALL BEAR RESPONSIBILITY FOR SITE SAFETY AS PER THE OCCUPATIONAL HEALTH AND SAFETY ACT.

PLANS EXAMINATION:
DRAWINGS ARE NOT TO BE USED FOR CONSTRUCTION UNTIL REVIEWED AND APPROVED BY THE AUTHORITY HAVING JURISDICTION. THIS AUTHORITY, BASED ON APPLICABLE CODES AND BYLAWS, MAY REQUIRE REVISIONS AND/OR ADDITIONS, AND THIS MAY RESULT IN EXTRA COSTS. THESE COSTS ARE UNFORESEEN AND THEREFORE ARE THE RESPONSIBILITY OF THE OWNER AND/OR CONTRACTOR.

COPYRIGHTS:
ALL DRAWINGS, DESIGNS AND RELATED DOCUMENTS ARE THE PROPERTY OF THE DESIGNERS, PROTECTED BY COPYRIGHT, AND MUST BE RETURNED UPON REQUEST. REPRODUCTION OF DRAWINGS AND DOCUMENTS IN PART OR IN WHOLE IS FORBIDDEN WITHOUT THE DESIGNERS' PERMISSION. DRAWINGS AND DOCUMENTS ARE TO BE USED ONLY FOR THE PURPOSE FOR WHICH THEY ARE ISSUED.

DRAWINGS:
DRAWINGS MUST NOT BE SCALED. THE CONTRACTOR MUST CROSS-REFERENCE ALL ARCHITECTURAL, STRUCTURAL, FOUNDATION, ELECTRICAL, MECHANICAL, AND ANY OTHER DRAWINGS PROVIDED AND VERIFY ALL DIMENSIONS, DRAWINGS AND SPECIFICATIONS ON SITE. ANY DISCREPANCIES MUST BE REPORTED TO THE DESIGNER AND/OR ENGINEER PRIOR TO PROCEEDING WITH ANY PART OF THE WORK.

IMPERIAL — ALL DIMENSIONS, UNLESS OTHERWISE NOTED, ARE IN INCHES

CONSULTANT:
FAAS
FORMED ALLIANCE ARCHITECTURE STUDIO

STAMP
MICHAEL L. FASHAW
REGISTERED ARCHITECT
BRITISH COLUMBIA

CONSULTANT:

REVISIONS & ISSUES

DATE	DESCRIPTION
MAR.29.18	IFT
APR.19.18	BP APPLICATION
MAY.10.18	ISSUED FOR CONSTRUCTION
MAY.23.18	REISSUED IFC

CLIENT: TRUE LEAF MED.

PROJECT TITLE:
LUMBY, B.C.
PROCESSING FACILITY

PROJECT NUMBER: 17.11.TRU

SITE ADDRESS:
1837 SHUSWAP AVENUE, LUMBY BC

LEGAL ADDRESS:
PART OF LOT 3, PLAN 14627, D.L.18, O.D.Y.D.

DRAWING TITLE:
ADMIN HUB PLANS

DRAWN BY: JA
CHECKED: RB

A.104
DRAWING NO

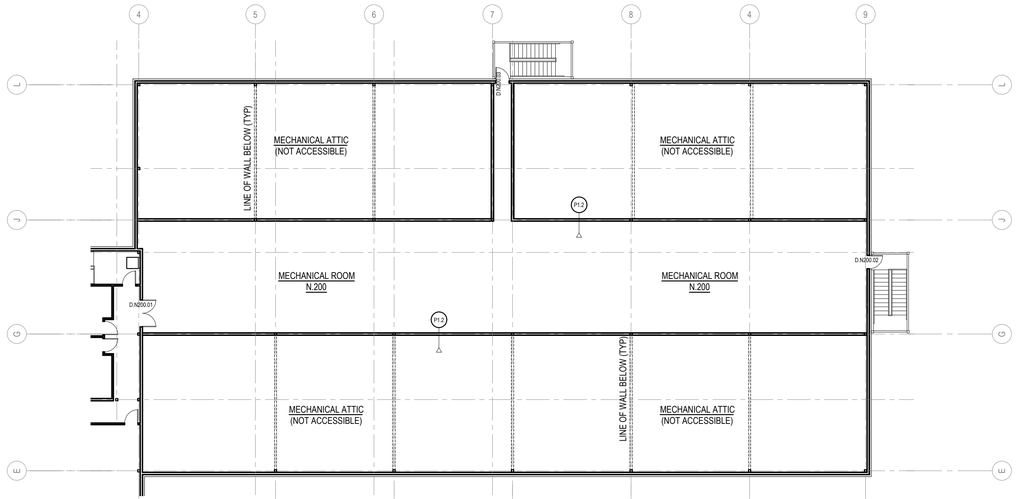

2 A.105 UPPER FLOOR PLAN - PRODUCTION WING
SCALE : 1/16 = 1'-0

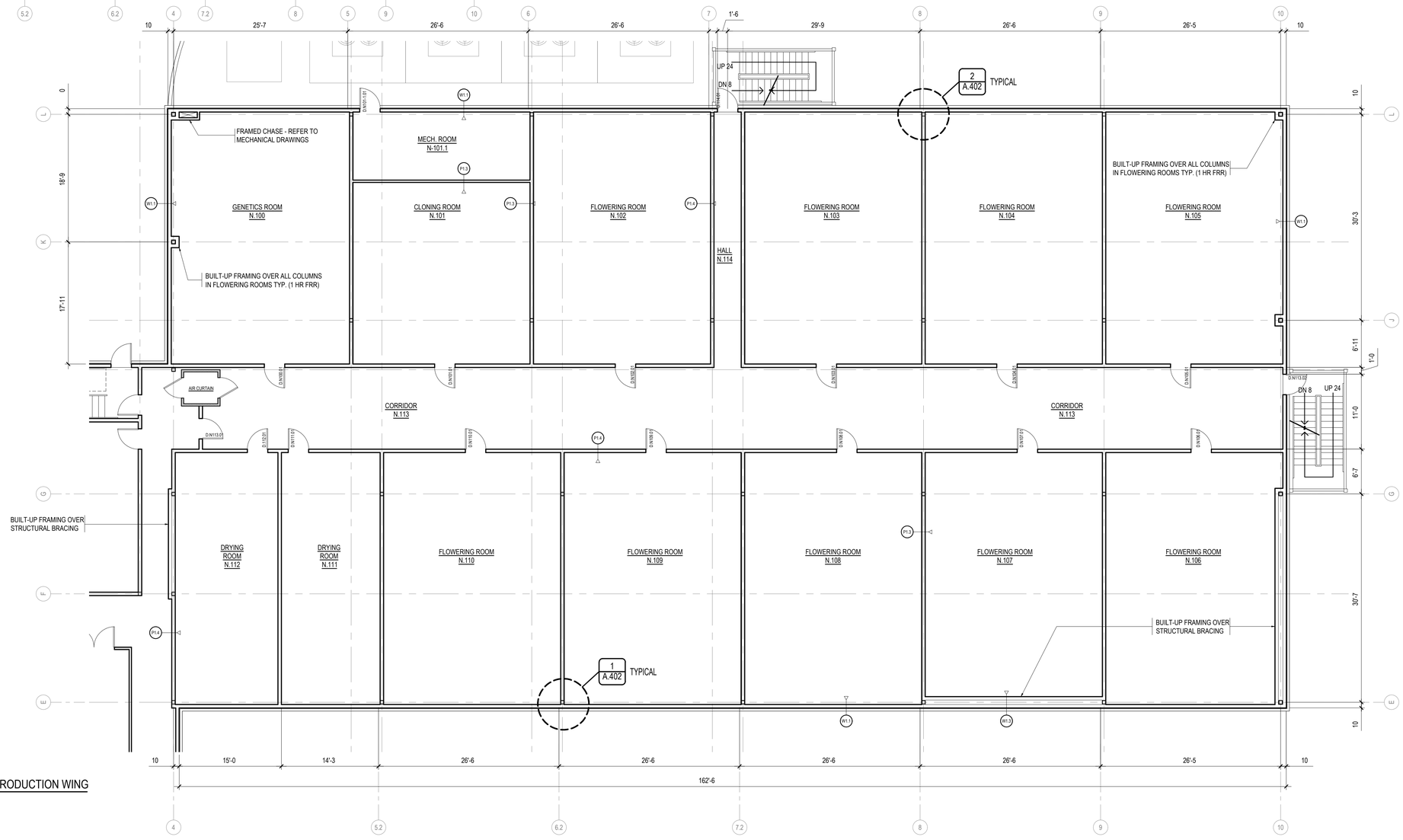

1 A.105 MAIN FLOOR PLAN - PRODUCTION WING
SCALE : 1/8 = 1'-0

SBL CONTRACTORS LTD
#123 7725 56 STREET SE
CALGARY, AB T2C 5R5
MAIN: 403-828-1868
FAX: 403-568-1932
info@sblcontractors.com

SITE SAFETY:
THE DESIGNERS ASSUME NO RESPONSIBILITY FOR ON-SITE SAFETY FOR OTHER THAN THEIR OWN EMPLOYEES. THE OWNER AND/OR CONTRACTOR SHALL BEAR RESPONSIBILITY FOR SITE SAFETY AS PER THE OCCUPATIONAL HEALTH AND SAFETY ACT.

PLANS EXAMINATION:
DRAWINGS ARE NOT TO BE USED FOR CONSTRUCTION UNTIL REVIEWED AND APPROVED BY THE AUTHORITY HAVING JURISDICTION. THIS AUTHORITY, BASED ON APPLICABLE CODES AND BYLAWS, MAY REQUIRE REVISIONS AND/OR ADDITIONS, AND THIS MAY RESULT IN EXTRA COSTS. THESE COSTS ARE UNFORESEEN AND THEREFORE ARE THE RESPONSIBILITY OF THE OWNER AND/OR CONTRACTOR.

COPYRIGHTS:
ALL DRAWINGS, DESIGNS AND RELATED DOCUMENTS ARE THE PROPERTY OF THE DESIGNERS, PROTECTED BY COPYRIGHT, AND MUST BE RETURNED UPON REQUEST. REPRODUCTION OF DRAWINGS AND DOCUMENTS IN PART OR IN WHOLE IS FORBIDDEN WITHOUT THE DESIGNERS' PERMISSION. DRAWINGS AND DOCUMENTS ARE TO BE USED ONLY FOR THE PURPOSE FOR WHICH THEY ARE ISSUED.

DRAWINGS:
DRAWINGS MUST NOT BE SCALED. THE CONTRACTOR MUST CROSS-REFERENCE ALL ARCHITECTURAL, STRUCTURAL, FOUNDATION, ELECTRICAL, MECHANICAL, AND ANY OTHER DRAWINGS PROVIDED AND VERIFY ALL DIMENSIONS, DRAWINGS AND SPECIFICATIONS ON SITE. ANY DISCREPANCIES MUST BE REPORTED TO THE DESIGNER AND/OR ENGINEER PRIOR TO PROCEEDING WITH ANY PART OF THE WORK.

IMPERIAL ALL DIMENSIONS, UNLESS OTHERWISE NOTED, ARE IN INCHES

CONSULTANT:

FAAS
FORMED ALLIANCE ARCHITECTURE STUDIO

STAMP

MICHAEL L. FARDAR
REGISTERED ARCHITECT
BRITISH COLUMBIA

CONSULTANT:

REVISIONS & ISSUES

DATE	DESCRIPTION
MAR.29.18	IFT
APR.19.18	BP APPLICATION
MAY.10.18	ISSUED FOR CONSTRUCTION
MAY.23.18	REISSUED IFC

CLIENT: TRUE LEAF MED.

PROJECT TITLE:
LUMBY, B.C.
PROCESSING FACILITY

PROJECT NUMBER: 17.11.TRU

SITE ADDRESS:
1837 SHUSWAP AVENUE, LUMBY BC

LEGAL ADDRESS:
PART OF LOT 3, PLAN 14627, D.L.18, O.D.Y.D.

DRAWING TITLE:
PRODUCTION WING PLANS

DRAWN BY: JA
CHECKED: RB

A.105
DRAWING NO

CEILING ASSEMBLIES

C0 - UNFINISHED
- OPEN TO PAINTED/SPRAYED STEEL STRUCTURE

C1 - SUSPENDED ACOUSTIC TILE
- 24" x 48" ACOUSTIC TILE ON T-BAR SUSPENDED CEILING SYSTEM

C2 - MGO BOARD PANELING
- 48" x 96" MGO BOARD (1HR FRR)

C3 - GYPSUMBOARD CEILING
- PAINTED ½" CEILING BOARD

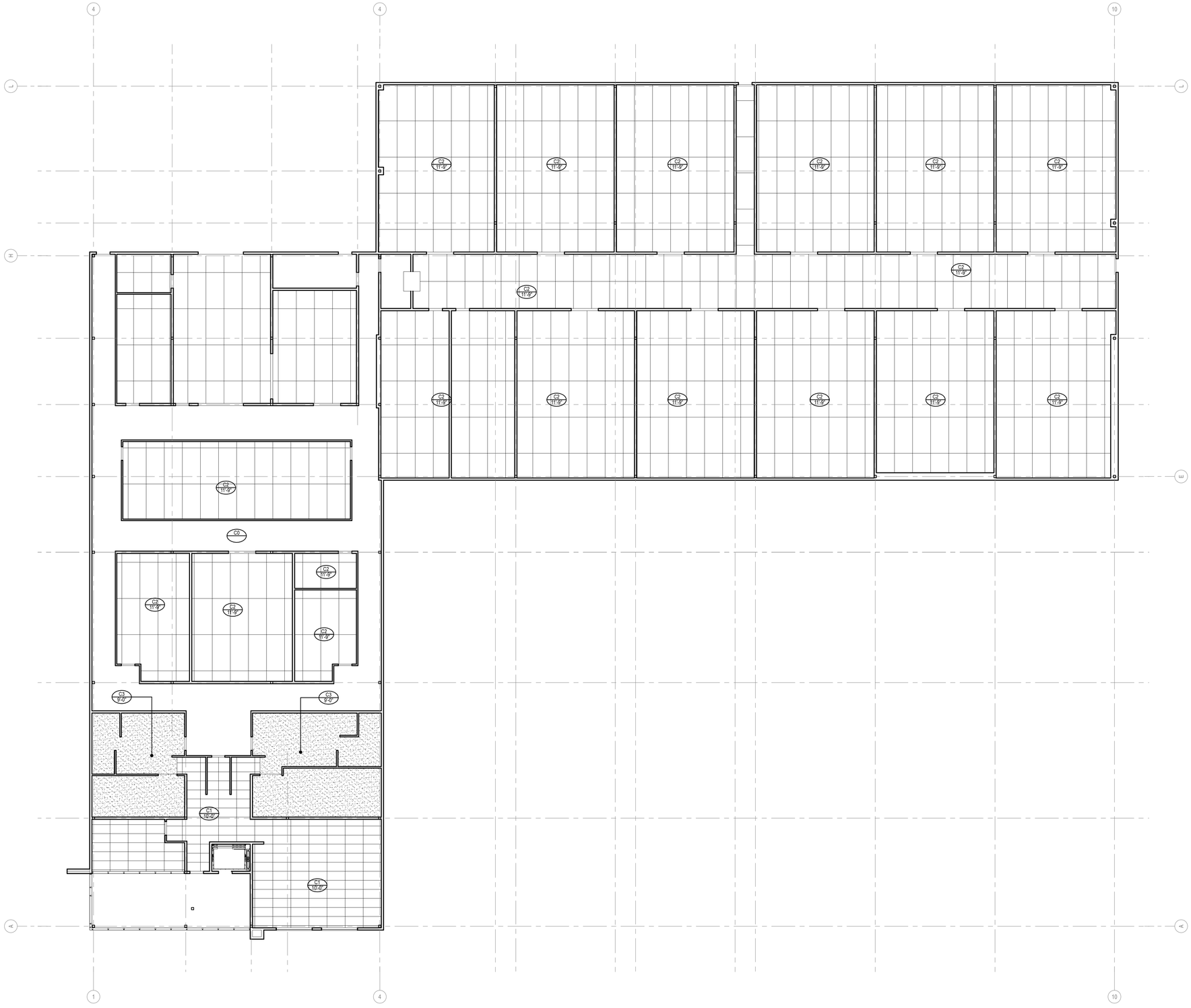

1 / A.106 MAIN FLOOR - REFLECTED CEILING PLAN
SCALE : 1/16" = 1'-0"

SBL CONTRACTORS LTD

#123 7725 56 STREET SE
CALGARY, AB T2C 5R5
MAIN: 403-828-1868
FAX: 403-568-1932
info@sblcontractors.com

SITE SAFETY:
THE DESIGNERS ASSUME NO RESPONSIBILITY FOR ON-SITE SAFETY FOR OTHER THAN THEIR OWN EMPLOYEES. THE OWNER AND/OR CONTRACTOR SHALL BEAR RESPONSIBILITY FOR SITE SAFETY AS PER THE OCCUPATIONAL HEALTH AND SAFETY ACT.

PLANS EXAMINATION:
DRAWINGS ARE NOT TO BE USED FOR CONSTRUCTION UNTIL REVIEWED AND APPROVED BY THE AUTHORITY HAVING JURISDICTION. THIS AUTHORITY, BASED ON APPLICABLE CODES AND BYLAWS, MAY REQUIRE REVISIONS AND/OR ADDITIONS, AND THIS MAY RESULT IN EXTRA COSTS. THESE COSTS ARE UNFORESEEN AND THEREFORE ARE THE RESPONSIBILITY OF THE OWNER AND/OR CONTRACTOR.

COPYRIGHTS:
ALL DRAWINGS, DESIGNS AND RELATED DOCUMENTS ARE THE PROPERTY OF THE DESIGNERS, PROTECTED BY COPYRIGHT, AND MUST BE RETURNED UPON REQUEST. REPRODUCTION OF DRAWINGS AND DOCUMENTS IN PART OR IN WHOLE IS FORBIDDEN WITHOUT THE DESIGNERS' PERMISSION. DRAWINGS AND DOCUMENTS ARE TO BE USED ONLY FOR THE PURPOSE FOR WHICH THEY ARE ISSUED.

DRAWINGS:
DRAWINGS MUST NOT BE SCALED. THE CONTRACTOR MUST CROSS-REFERENCE ALL ARCHITECTURAL, STRUCTURAL, FOUNDATION, ELECTRICAL, MECHANICAL, AND ANY OTHER DRAWINGS PROVIDED AND VERIFY ALL DIMENSIONS, DRAWINGS AND SPECIFICATIONS ON SITE. ANY DISCREPANCIES MUST BE REPORTED TO THE DESIGNER AND/OR ENGINEER PRIOR TO PROCEEDING WITH ANY PART OF THE WORK.

IMPERIAL — ALL DIMENSIONS, UNLESS OTHERWISE NOTED, ARE IN INCHES

CONSULTANT:

FAAS
FORMED ALLIANCE ARCHITECTURE STUDIO

STAMP

MICHAEL L. FARRAR
REGISTERED ARCHITECT
BRITISH COLUMBIA

CONSULTANT:

REVISIONS & ISSUES

DATE	DESCRIPTION
MAR.29.18	IFT
APR.19.18	BP APPLICATION
MAY.10.18	ISSUED FOR CONSTRUCTION
MAY.23.18	REISSUED IFC

CLIENT: TRUE LEAF MED.

PROJECT TITLE:
LUMBY, B.C.
PROCESSING FACILITY

PROJECT NUMBER: 17.11.TRU

SITE ADDRESS:
1837 SHUSWAP AVENUE, LUMBY BC

LEGAL ADDRESS:
PART OF LOT 3, PLAN 14627, D.L.18, O.D.Y.D.

DRAWING TITLE:
MAIN FLOOR R.C.P.

DRAWN BY: JA
CHECKED: RB

A.106
DRAWING NO

CEILING ASSEMBLIES

C0 - UNFINISHED
- OPEN TO PAINTED/SPRAYED STEEL STRUCTURE

C1 - SUSPENDED ACOUSTIC TILE
- 24 48 ACOUSTIC TILE ON T-BAR SUSPENDED CEILING SYSTEM

C2 - MGO BOARD PANELING
- 48 96 MGO BOARD (1HR FRR)

C3 - GYPSUMBOARD CEILING
- PAINTED $\frac{1}{2}$" CEILING BOARD

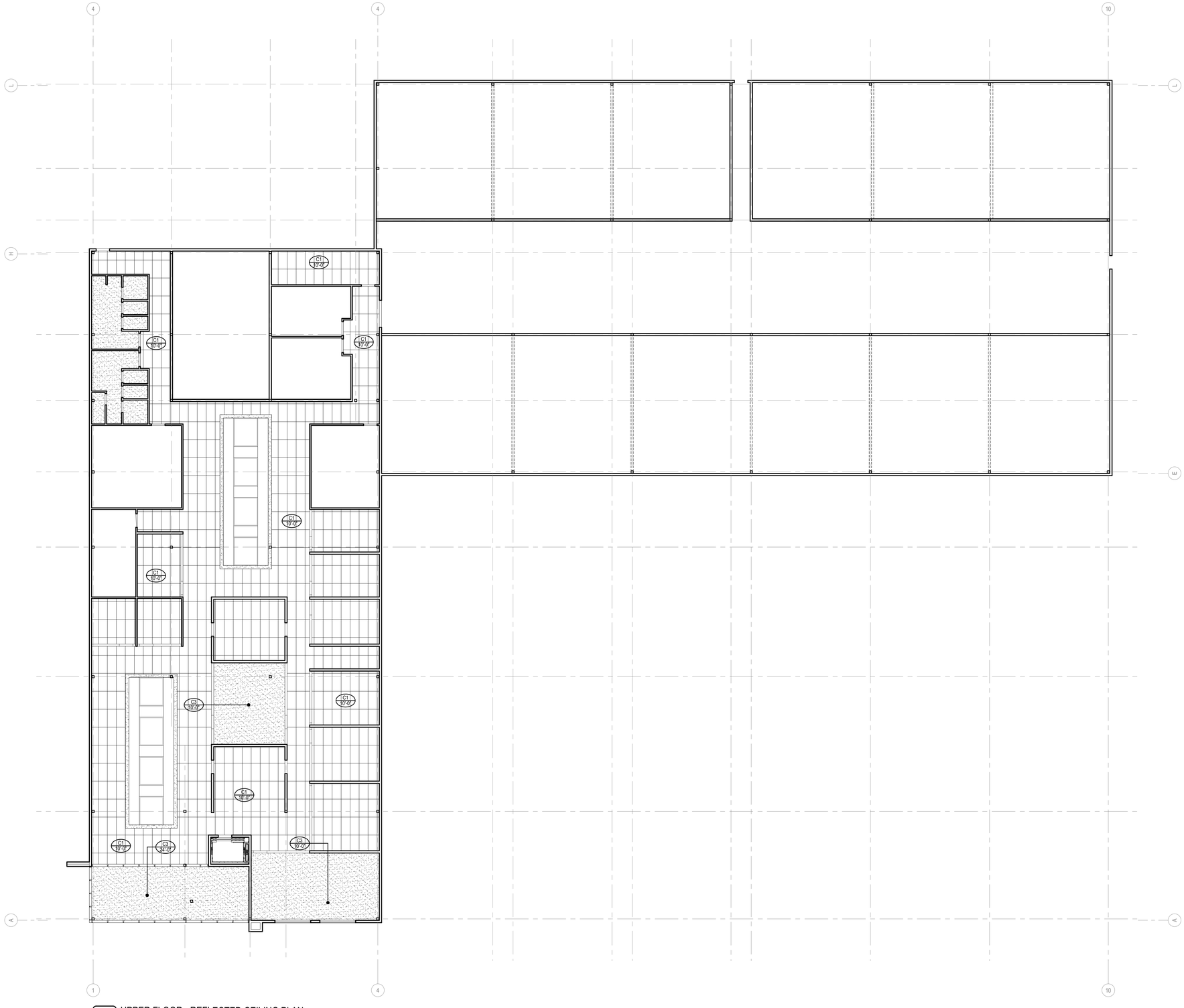

1 A.107 UPPER FLOOR - REFLECTED CEILING PLAN
SCALE : 1/16 = 1'-0

SBL CONTRACTORS LTD

#123 7725 56 STREET SE
CALGARY, AB T2C 5R5
MAIN: 403-828-1868
FAX: 403-568-1932
info@sblcontractors.com

SITE SAFETY:
THE DESIGNERS ASSUME NO RESPONSIBILITY FOR ON-SITE SAFETY FOR OTHER THAN THEIR OWN EMPLOYEES. THE OWNER AND/OR CONTRACTOR SHALL BEAR RESPONSIBILITY FOR SITE SAFETY AS PER THE OCCUPATIONAL HEALTH AND SAFETY ACT.

PLANS EXAMINATION:
DRAWINGS ARE NOT TO BE USED FOR CONSTRUCTION UNTIL REVIEWED AND APPROVED BY THE AUTHORITY HAVING JURISDICTION. THIS AUTHORITY, BASED ON APPLICABLE CODES AND BYLAWS, MAY REQUIRE REVISIONS AND/OR ADDITIONS, AND THIS MAY RESULT IN EXTRA COSTS. THESE COSTS ARE UNFORESEEN AND THEREFORE ARE THE RESPONSIBILITY OF THE OWNER AND/OR CONTRACTOR.

COPYRIGHTS:
ALL DRAWINGS, DESIGNS AND RELATED DOCUMENTS ARE THE PROPERTY OF THE DESIGNERS, PROTECTED BY COPYRIGHT, AND MUST BE RETURNED UPON REQUEST. REPRODUCTION OF DRAWINGS AND DOCUMENTS IN PART OR IN WHOLE IS FORBIDDEN WITHOUT THE DESIGNERS' PERMISSION. DRAWINGS AND DOCUMENTS ARE TO BE USED ONLY FOR THE PURPOSE FOR WHICH THEY ARE ISSUED.

DRAWINGS:
DRAWINGS MUST NOT BE SCALED. THE CONTRACTOR MUST CROSS-REFERENCE ALL ARCHITECTURAL, STRUCTURAL, FOUNDATION, ELECTRICAL, MECHANICAL, AND ANY OTHER DRAWINGS PROVIDED AND VERIFY ALL DIMENSIONS, DRAWINGS AND SPECIFICATIONS ON SITE. ANY DISCREPANCIES MUST BE REPORTED TO THE DESIGNER AND/OR ENGINEER PRIOR TO PROCEEDING WITH ANY PART OF THE WORK.

IMPERIAL ALL DIMENSIONS, UNLESS OTHERWISE NOTED, ARE IN INCHES

CONSULTANT:

FAAS
FORMED ALLIANCE ARCHITECTURE STUDIO

STAMP

MICHAEL L. FARGAR
REGISTERED ARCHITECT
BRITISH COLUMBIA

CONSULTANT:

REVISIONS & ISSUES

DATE	DESCRIPTION
MAR.29.18	IFT
APR.19.18	BP APPLICATION
MAY.10.18	ISSUED FOR CONSTRUCTION
MAY.23.18	REISSUED IFC

CLIENT: TRUE LEAF MED.

PROJECT TITLE:
LUMBY, B.C.
PROCESSING FACILITY

PROJECT NUMBER: 17.11.TRU

SITE ADDRESS:
1837 SHUSWAP AVENUE, LUMBY BC

LEGAL ADDRESS:
PART OF LOT 3, PLAN 14627, D.L.18, O.D.Y.D.

DRAWING TITLE:
UPPER FLOOR R.C.P.

DRAWN BY: JA
CHECKED: RB

A.107
DRAWING NO

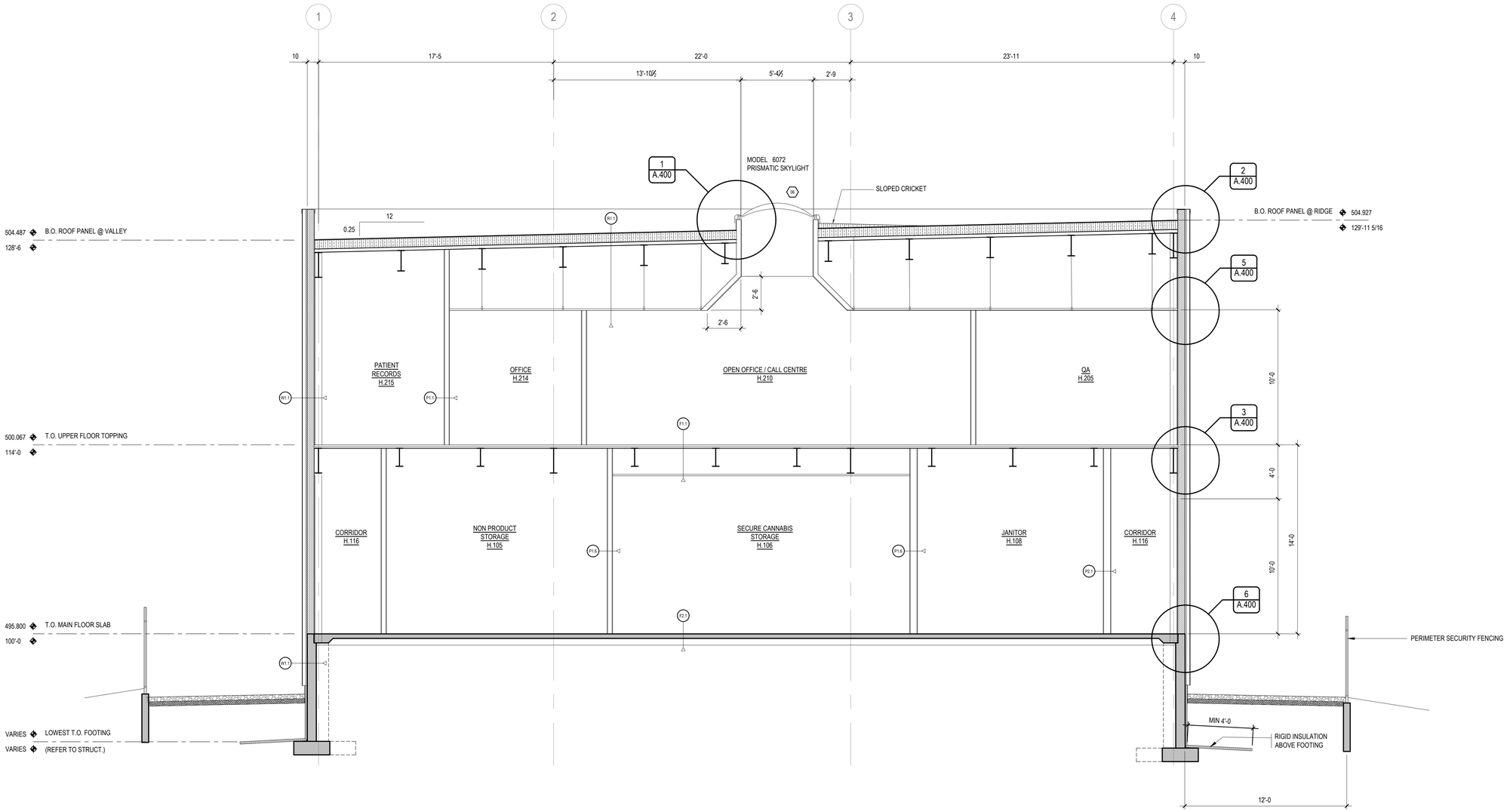

1 A.200 SECTION @ ADMIN HUB
SCALE : 1/4 = 1'-0

SBL CONTRACTORS LTD
#123 7725 56 STREET SE
CALGARY, AB T2C 5R5
MAIN: 403-828-1868
FAX: 403-568-1932
info@sblcontractors.com

SITE SAFETY:
THE DESIGNERS ASSUME NO RESPONSIBILITY FOR ON-SITE SAFETY FOR OTHER THAN THEIR OWN EMPLOYEES. THE OWNER AND/OR CONTRACTOR SHALL BEAR RESPONSIBILITY FOR SITE SAFETY AS PER THE OCCUPATIONAL HEALTH AND SAFETY ACT.

PLANS EXAMINATION:
DRAWINGS ARE NOT TO BE USED FOR CONSTRUCTION UNTIL REVIEWED AND APPROVED BY THE AUTHORITY HAVING JURISDICTION. THIS AUTHORITY, BASED ON APPLICABLE CODES AND BYLAWS, MAY REQUIRE REVISIONS AND/OR ADDITIONS, AND THIS MAY RESULT IN EXTRA COSTS. THESE COSTS ARE UNFORESEEN AND THEREFORE ARE THE RESPONSIBILITY OF THE OWNER AND/OR CONTRACTOR.

COPYRIGHTS:
ALL DRAWINGS, DESIGNS AND RELATED DOCUMENTS ARE THE PROPERTY OF THE DESIGNERS, PROTECTED BY COPYRIGHT, AND MUST BE RETURNED UPON REQUEST. REPRODUCTION OF DRAWINGS AND DOCUMENTS IN PART OR IN WHOLE IS FORBIDDEN WITHOUT THE DESIGNERS' PERMISSION. DRAWINGS AND DOCUMENTS ARE TO BE USED ONLY FOR THE PURPOSE FOR WHICH THEY ARE ISSUED.

DRAWINGS:
DRAWINGS MUST NOT BE SCALED. THE CONTRACTOR MUST CROSS-REFERENCE ALL ARCHITECTURAL, STRUCTURAL, FOUNDATION, ELECTRICAL, MECHANICAL, AND ANY OTHER DRAWINGS PROVIDED AND VERIFY ALL DIMENSIONS, DRAWINGS AND SPECIFICATIONS ON SITE. ANY DISCREPANCIES MUST BE REPORTED TO THE DESIGNER AND/OR ENGINEER PRIOR TO PROCEEDING WITH ANY PART OF THE WORK.

IMPERIAL ALL DIMENSIONS, UNLESS OTHERWISE NOTED, ARE IN INCHES

CONSULTANT:
FAAS
FORMED ALLIANCE ARCHITECTURE STUDIO

STAMP
MICHAEL L. FARDAR
REGISTERED ARCHITECT
BRITISH COLUMBIA

CONSULTANT:

REVISIONS & ISSUES

DATE	DESCRIPTION
MAR.29.18	IFT
APR.19.18	BP APPLICATION
MAY.10.18	ISSUED FOR CONSTRUCTION
MAY.23.18	REISSUED IFC

CLIENT: TRUE LEAF MED.

PROJECT TITLE:
LUMBY, B.C.
PROCESSING FACILITY
PROJECT NUMBER: 17.11.TRU

SITE ADDRESS:
1837 SHUSWAP AVENUE, LUMBY BC

LEGAL ADDRESS:
PART OF LOT 3, PLAN 14627, D.L.18, O.D.Y.D.

DRAWING TITLE:
SECTION

DRAWN BY: JA
CHECKED: RB

A.200
DRAWING NO

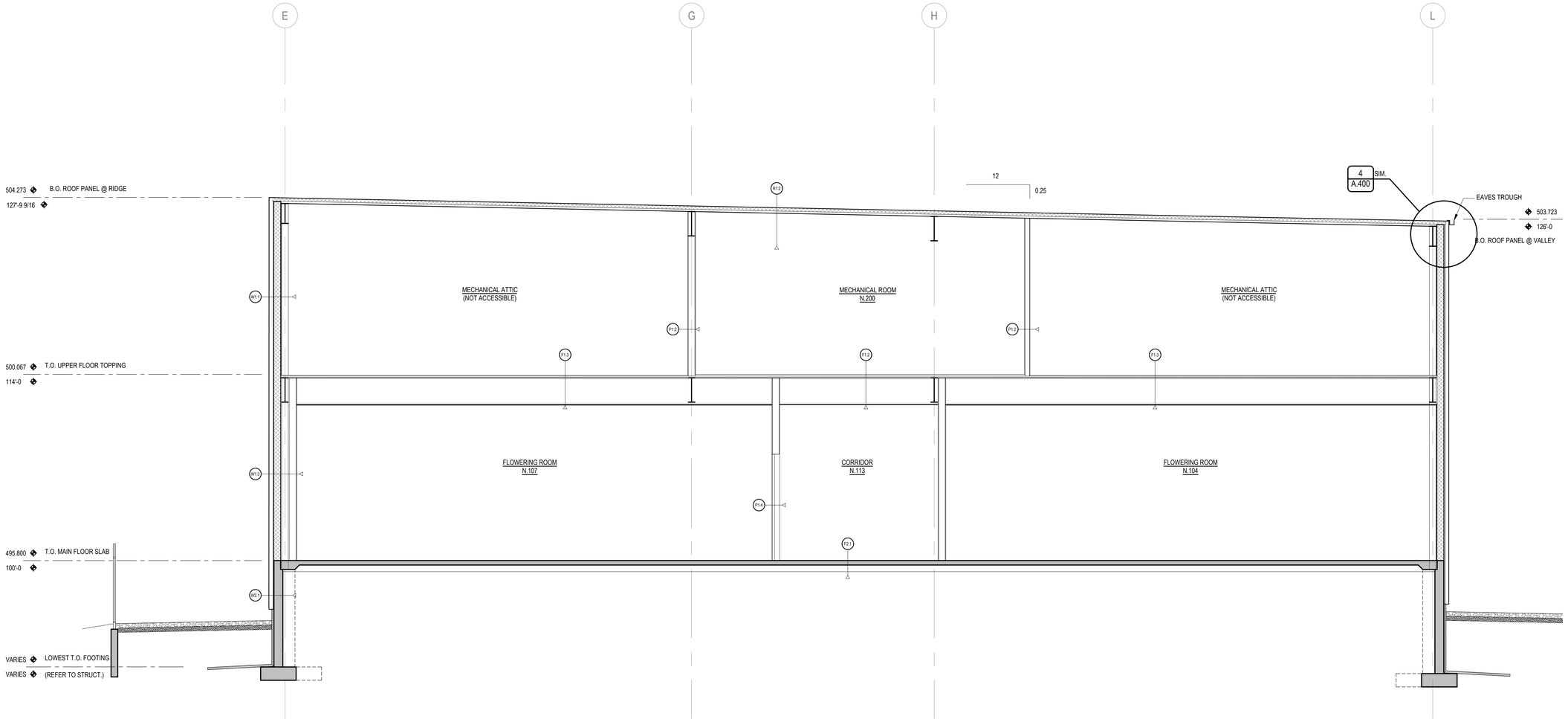

1 A.201 SECTION @ PRODUCTION WING
SCALE : 1/4 = 1'-0

SBL™ CONTRACTORS LTD

#123 7725 56 STREET SE
CALGARY, AB T2C 5R5
MAIN: 403-828-1868
FAX: 403-568-1932
info@sblcontractors.com

SITE SAFETY:
THE DESIGNERS ASSUME NO RESPONSIBILITY FOR ON-SITE SAFETY FOR OTHER THAN THEIR OWN EMPLOYEES. THE OWNER AND/OR CONTRACTOR SHALL BEAR RESPONSIBILITY FOR SITE SAFETY AS PER THE OCCUPATIONAL HEALTH AND SAFETY ACT.

PLANS EXAMINATION:
DRAWINGS ARE NOT TO BE USED FOR CONSTRUCTION UNTIL REVIEWED AND APPROVED BY THE AUTHORITY HAVING JURISDICTION. THIS AUTHORITY, BASED ON APPLICABLE CODES AND BYLAWS, MAY REQUIRE REVISIONS AND/OR ADDITIONS, AND THIS MAY RESULT IN EXTRA COSTS. THESE COSTS ARE UNFORESEEN AND THEREFORE ARE THE RESPONSIBILITY OF THE OWNER AND/OR CONTRACTOR.

COPYRIGHTS:
ALL DRAWINGS, DESIGNS AND RELATED DOCUMENTS ARE THE PROPERTY OF THE DESIGNERS, PROTECTED BY COPYRIGHT, AND MUST BE RETURNED UPON REQUEST. REPRODUCTION OF DRAWINGS AND DOCUMENTS IN PART OR IN WHOLE IS FORBIDDEN WITHOUT THE DESIGNERS' PERMISSION. DRAWINGS AND DOCUMENTS ARE TO BE USED ONLY FOR THE PURPOSE FOR WHICH THEY ARE ISSUED.

DRAWINGS:
DRAWINGS MUST NOT BE SCALED. THE CONTRACTOR MUST CROSS-REFERENCE ALL ARCHITECTURAL, STRUCTURAL, FOUNDATION, ELECTRICAL, MECHANICAL, AND ANY OTHER DRAWINGS PROVIDED AND VERIFY ALL DIMENSIONS, DRAWINGS AND SPECIFICATIONS ON SITE. ANY DISCREPANCIES MUST BE REPORTED TO THE DESIGNER AND/OR ENGINEER PRIOR TO PROCEEDING WITH ANY PART OF THE WORK.

IMPERIAL ALL DIMENSIONS, UNLESS OTHERWISE NOTED, ARE IN INCHES

CONSULTANT:
FAAS
FORMED ALLIANCE ARCHITECTURE STUDIO

STAMP
MICHAEL L. FARGAR REGISTERED ARCHITECT BRITISH COLUMBIA

CONSULTANT:

REVISIONS & ISSUES

DATE	DESCRIPTION
MAR.29.18	IFT
APR.19.18	BP APPLICATION
MAY.10.18	ISSUED FOR CONSTRUCTION
MAY.23.18	REISSUED IFC

CLIENT: TRUE LEAF MED.

PROJECT TITLE:
LUMBY, B.C.
PROCESSING FACILITY
PROJECT NUMBER: 17.11.TRU

SITE ADDRESS:
1837 SHUSWAP AVENUE, LUMBY BC

LEGAL ADDRESS:
PART OF LOT 3, PLAN 14627, D.L.18, O.D.Y.D.

DRAWING TITLE:
SECTION

DRAWN BY: JA
CHECKED: RB

A.201
DRAWING NO

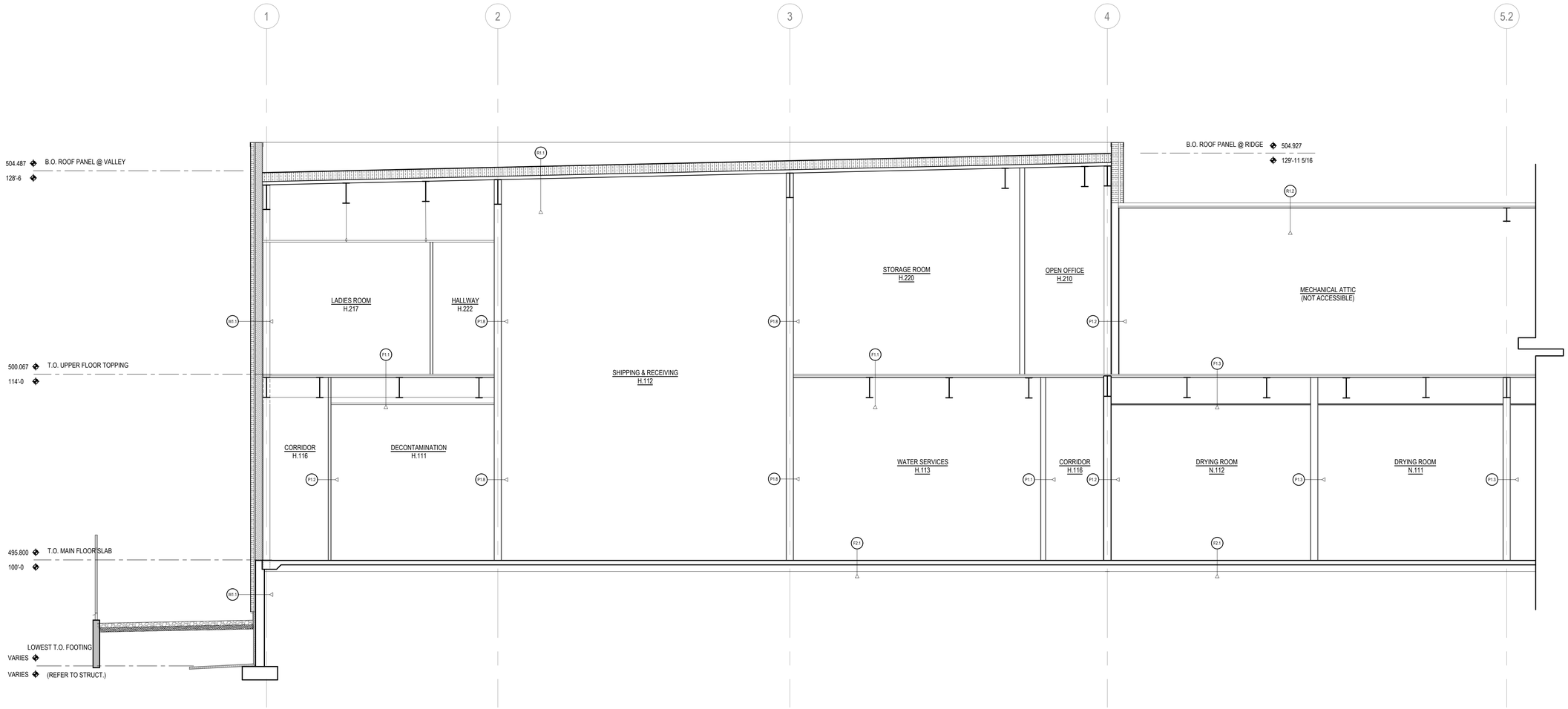

1 / A.202 SECTION @ ADMIN / PRODUCTION
SCALE : 1/4 = 1'-0

SBL CONTRACTORS LTD
#123 7725 56 STREET SE
CALGARY, AB T2C 5R5
MAIN: 403-828-1868
FAX: 403-568-1932
info@sblcontractors.com

SITE SAFETY:
THE DESIGNERS ASSUME NO RESPONSIBILITY FOR ON-SITE SAFETY FOR OTHER THAN THEIR OWN EMPLOYEES. THE OWNER AND/OR CONTRACTOR SHALL BEAR RESPONSIBILITY FOR SITE SAFETY AS PER THE OCCUPATIONAL HEALTH AND SAFETY ACT.

PLANS EXAMINATION:
DRAWINGS ARE NOT TO BE USED FOR CONSTRUCTION UNTIL REVIEWED AND APPROVED BY THE AUTHORITY HAVING JURISDICTION. THIS AUTHORITY, BASED ON APPLICABLE CODES AND BYLAWS, MAY REQUIRE REVISIONS AND/OR ADDITIONS, AND THIS MAY RESULT IN EXTRA COSTS. THESE COSTS ARE UNFORESEEN AND THEREFORE ARE THE RESPONSIBILITY OF THE OWNER AND/OR CONTRACTOR.

COPYRIGHTS:
ALL DRAWINGS, DESIGNS AND RELATED DOCUMENTS ARE THE PROPERTY OF THE DESIGNERS, PROTECTED BY COPYRIGHT, AND MUST BE RETURNED UPON REQUEST. REPRODUCTION OF DRAWINGS AND DOCUMENTS IN PART OR IN WHOLE IS FORBIDDEN WITHOUT THE DESIGNERS' PERMISSION. DRAWINGS AND DOCUMENTS ARE TO BE USED ONLY FOR THE PURPOSE FOR WHICH THEY ARE ISSUED.

DRAWINGS:
DRAWINGS MUST NOT BE SCALED. THE CONTRACTOR MUST CROSS-REFERENCE ALL ARCHITECTURAL, STRUCTURAL, FOUNDATION, ELECTRICAL, MECHANICAL, AND ANY OTHER DRAWINGS PROVIDED AND VERIFY ALL DIMENSIONS, DRAWINGS AND SPECIFICATIONS ON SITE. ANY DISCREPANCIES MUST BE REPORTED TO THE DESIGNER AND/OR ENGINEER PRIOR TO PROCEEDING WITH ANY PART OF THE WORK.

IMPERIAL ALL DIMENSIONS, UNLESS OTHERWISE NOTED, ARE IN INCHES

CONSULTANT:

FAAS
FORMED ALLIANCE ARCHITECTURE STUDIO

STAMP

MICHAEL L. FARGAR REGISTERED ARCHITECT BRITISH COLUMBIA

CONSULTANT:

REVISIONS & ISSUES

DATE	DESCRIPTION
MAR.29.18	IFT
APR.19.18	BP APPLICATION
MAY.10.18	ISSUED FOR CONSTRUCTION
MAY.23.18	REISSUED IFC

CLIENT: TRUE LEAF MED.

PROJECT TITLE:
LUMBY, B.C.
PROCESSING FACILITY

PROJECT NUMBER: 17.11.TRU

SITE ADDRESS:
1837 SHUSWAP AVENUE, LUMBY BC

LEGAL ADDRESS:
PART OF LOT 3, PLAN 14627, D.L.18, O.D.Y.D.

DRAWING TITLE:
SECTION

DRAWN BY: JA
CHECKED: RB

A.202
DRAWING NO

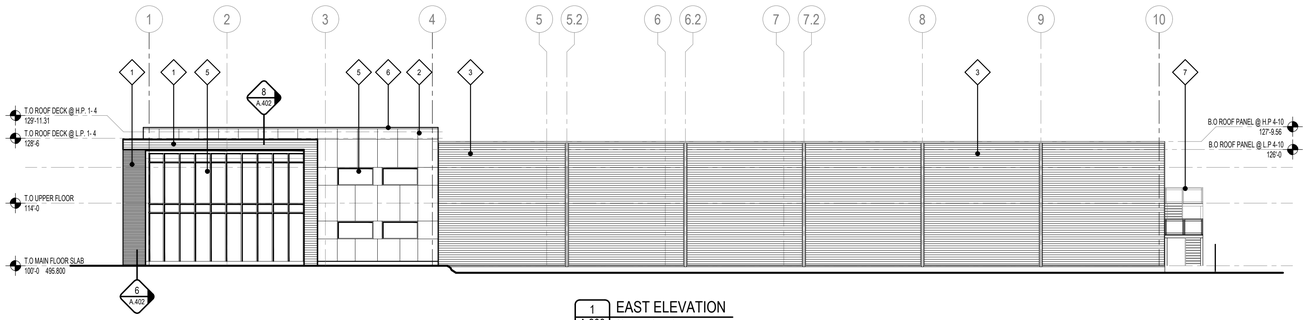

1 A.300 EAST ELEVATION
SCALE : 1/16 = 1'-0

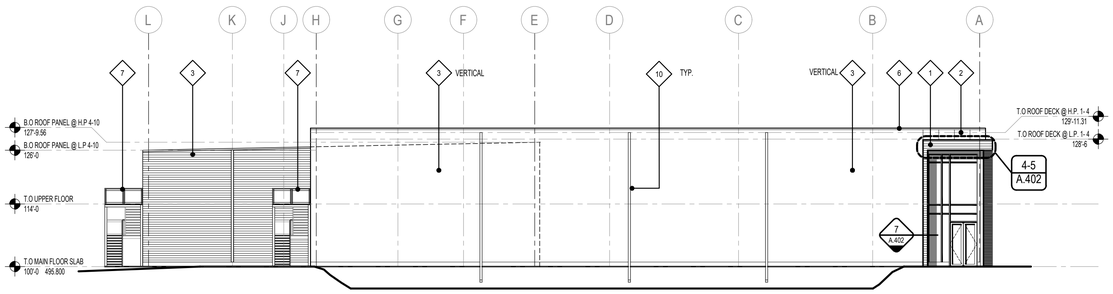

2 A.300 SOUTH ELEVATION
SCALE : 1/16 = 1'-0

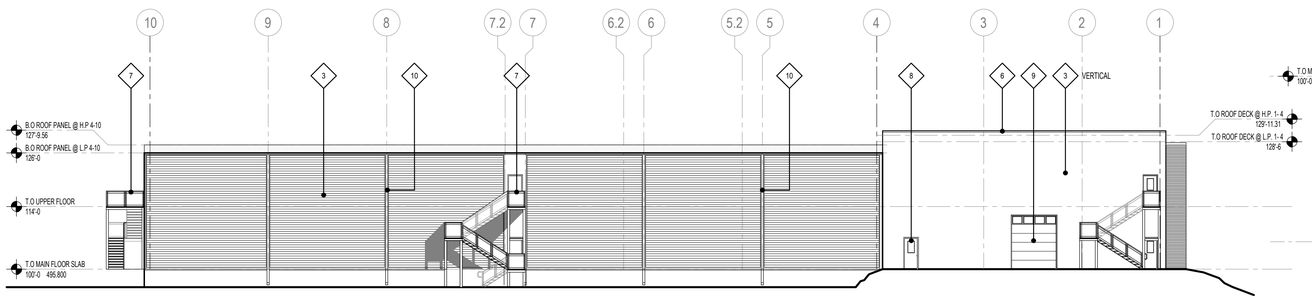

3 A.300 WEST ELEVATION
SCALE : 1/16 = 1'-0

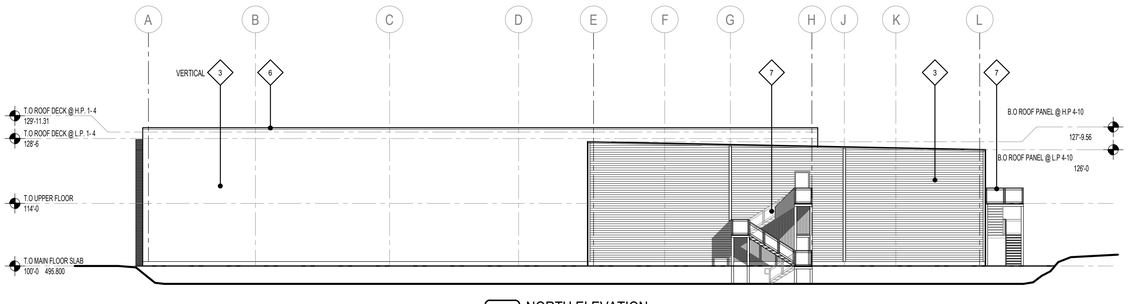

4 A.300 NORTH ELEVATION
SCALE : 1/16 = 1'-0

LEGEND:

1. METAL SIDING (WOOD GRAIN)
2. COMPOSITE METAL PANEL (LIGHT GREEN)
3. CORRUGATED METAL CLADDING
4. PRE-FINISHED METAL FLASHING (GREY)
5. CURTAIN WALL WINDOWS
6. PRE-FINISHED METAL FLASHING
7. GALVANIZED STEEL EXIT STAIR
8. INSULATED PANEL DOOR
9. OVERHEAD DOOR
10. RAIN WATER LEADER

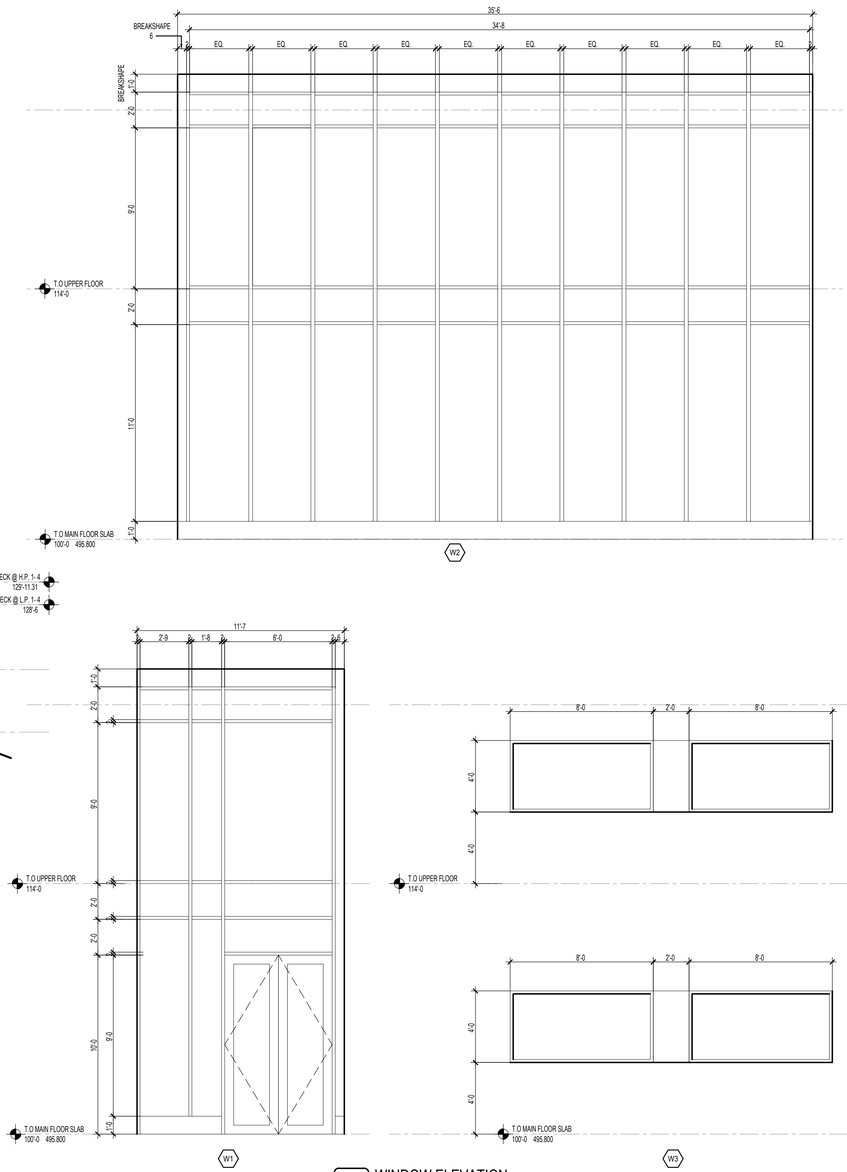

5 A.300 WINDOW ELEVATION
SCALE : 1/4 = 1'-0

SBL CONTRACTORS LTD
#123 7725 56 STREET SE
CALGARY, AB T2C 5R5
MAIN: 403-828-1868
FAX: 403-568-1932
info@sblcontractors.com

SITE SAFETY:
THE DESIGNERS ASSUME NO RESPONSIBILITY FOR ON-SITE SAFETY FOR OTHER THAN THEIR OWN EMPLOYEES. THE OWNER AND/OR CONTRACTOR SHALL BEAR RESPONSIBILITY FOR SITE SAFETY AS PER THE OCCUPATIONAL HEALTH AND SAFETY ACT.

PLANS EXAMINATION:
DRAWINGS ARE NOT TO BE USED FOR CONSTRUCTION UNTIL REVIEWED AND APPROVED BY THE AUTHORITY HAVING JURISDICTION. THIS AUTHORITY, BASED ON APPLICABLE CODES AND BYLAWS, MAY REQUIRE REVISIONS AND/OR ADDITIONS, AND THIS MAY RESULT IN EXTRA COSTS. THESE COSTS ARE UNFORESEEN AND THEREFORE ARE THE RESPONSIBILITY OF THE OWNER AND/OR CONTRACTOR.

COPYRIGHTS:
ALL DRAWINGS, DESIGNS AND RELATED DOCUMENTS ARE THE PROPERTY OF THE DESIGNERS, PROTECTED BY COPYRIGHT, AND MUST BE RETURNED UPON REQUEST. REPRODUCTION OF DRAWINGS AND DOCUMENTS IN PART OR IN WHOLE IS FORBIDDEN WITHOUT THE DESIGNERS' PERMISSION. DRAWINGS AND DOCUMENTS ARE TO BE USED ONLY FOR THE PURPOSE FOR WHICH THEY ARE ISSUED.

DRAWINGS:
DRAWINGS MUST NOT BE SCALED. THE CONTRACTOR MUST CROSS-REFERENCE ALL ARCHITECTURAL, STRUCTURAL, FOUNDATION, ELECTRICAL, MECHANICAL, AND ANY OTHER DRAWINGS PROVIDED AND VERIFY ALL DIMENSIONS, DRAWINGS AND SPECIFICATIONS ON SITE. ANY DISCREPANCIES MUST BE REPORTED TO THE DESIGNER AND/OR ENGINEER PRIOR TO PROCEEDING WITH ANY PART OF THE WORK.

IMPERIAL — ALL DIMENSIONS, UNLESS OTHERWISE NOTED, ARE IN INCHES

CONSULTANT:
FAAS
FORMED ALLIANCE ARCHITECTURE STUDIO

STAMP
MICHAEL L. FARDAR
REGISTERED ARCHITECT
BRITISH COLUMBIA

CONSULTANT:

REVISIONS & ISSUES

DATE	DESCRIPTION
MAR.29.18	IFT
APR.19.18	BP APPLICATION
MAY.10.18	ISSUED FOR CONSTRUCTION
MAY.23.18	REISSUED IFC

CLIENT: TRUE LEAF MED.

PROJECT TITLE:
LUMBY, B.C.
PROCESSING FACILITY

PROJECT NUMBER: 17.11.TRU

SITE ADDRESS:
1837 SHUSWAP AVENUE, LUMBY BC

LEGAL ADDRESS:
PART OF LOT 3, PLAN 14627, D.L.18, O.D.Y.D.

DRAWING TITLE:
ELEVATIONS+WINDOW SCHEDULE

DRAWN BY: JA
CHECKED: RB

A.300
DRAWING NO

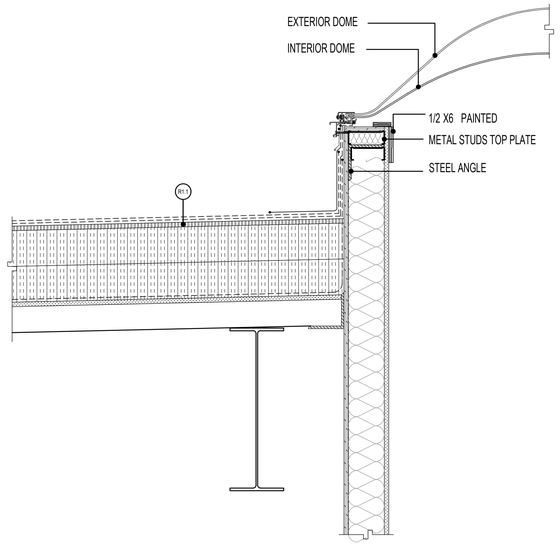

1 A.400 SECTION @ SKYLIGHT
SCALE : 1 1/2 = 1'-0

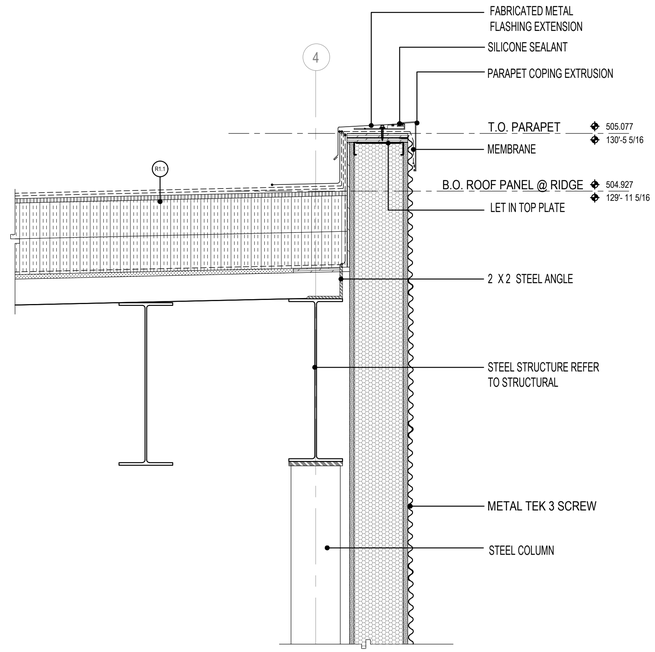

2 A.400 SECTION @ PARAPET WALL & ROOF
SCALE : 1 1/2 = 1'-0

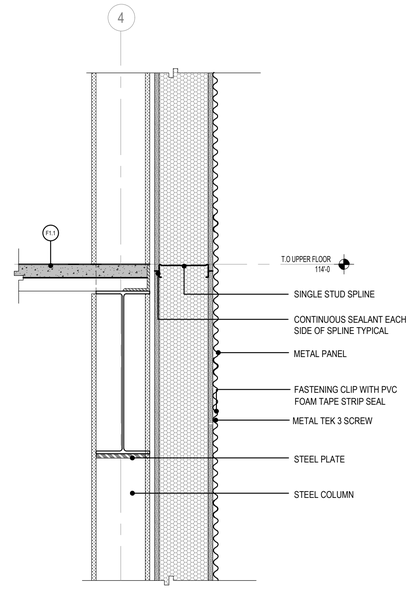

3 A.400 SECTION @ FLOOR DECK AND WALL PANEL
SCALE : 1 1/2 = 1'-0

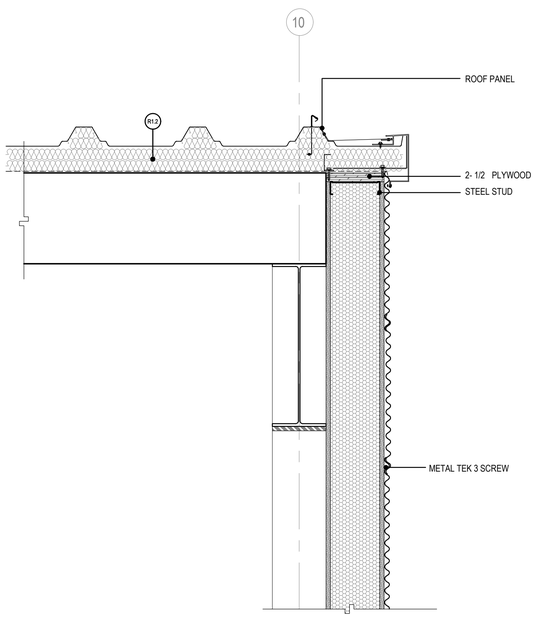

4 A.400 SECTION @ ROOF PANEL AND BUILDING STRUCTURE
SCALE : 1 1/2 = 1'-0

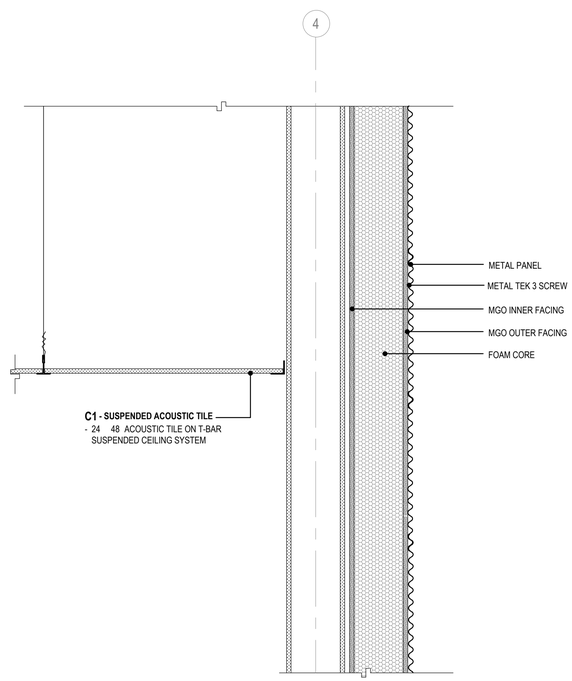

5 A.400 SECTION @ CEILING & WALL PANEL
SCALE : 1 1/2 = 1'-0

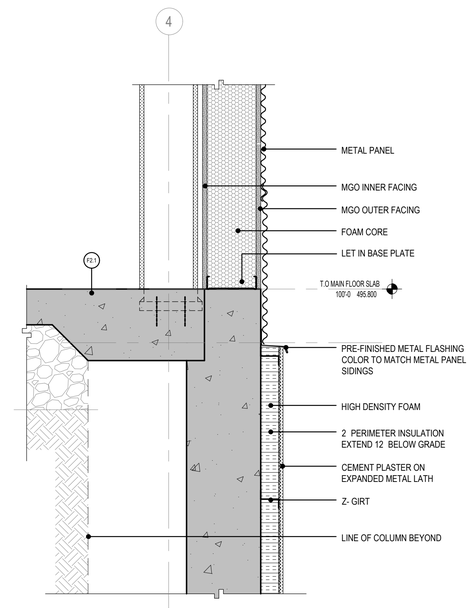

6 A.400 SECTION @ CONCRETE SLAB AND WALL PANEL
SCALE : 1 1/2 = 1'-0

SBL CONTRACTORS LTD
#123 7725 56 STREET SE
CALGARY, AB T2C 5R5
MAIN: 403-828-1868
FAX: 403-568-1932
info@sblcontractors.com

SITE SAFETY:
THE DESIGNERS ASSUME NO RESPONSIBILITY FOR ON-SITE SAFETY FOR OTHER THAN THEIR OWN EMPLOYEES. THE OWNER AND/OR CONTRACTOR SHALL BEAR RESPONSIBILITY FOR SITE SAFETY AS PER THE OCCUPATIONAL HEALTH AND SAFETY ACT.

PLANS EXAMINATION:
DRAWINGS ARE NOT TO BE USED FOR CONSTRUCTION UNTIL REVIEWED AND APPROVED BY THE AUTHORITY HAVING JURISDICTION. THIS AUTHORITY, BASED ON APPLICABLE CODES AND BYLAWS, MAY REQUIRE REVISIONS AND/OR ADDITIONS, AND THIS MAY RESULT IN EXTRA COSTS. THESE COSTS ARE UNFORESEEN AND THEREFORE ARE THE RESPONSIBILITY OF THE OWNER AND/OR CONTRACTOR.

COPYRIGHTS:
ALL DRAWINGS, DESIGNS AND RELATED DOCUMENTS ARE THE PROPERTY OF THE DESIGNERS, PROTECTED BY COPYRIGHT, AND MUST BE RETURNED UPON REQUEST. REPRODUCTION OF DRAWINGS AND DOCUMENTS IN PART OR IN WHOLE IS FORBIDDEN WITHOUT THE DESIGNERS' PERMISSION. DRAWINGS AND DOCUMENTS ARE TO BE USED ONLY FOR THE PURPOSE FOR WHICH THEY ARE ISSUED.

DRAWINGS:
DRAWINGS MUST NOT BE SCALED. THE CONTRACTOR MUST CROSS-REFERENCE ALL ARCHITECTURAL, STRUCTURAL, FOUNDATION, ELECTRICAL, MECHANICAL, AND ANY OTHER DRAWINGS PROVIDED AND VERIFY ALL DIMENSIONS, DRAWINGS AND SPECIFICATIONS ON SITE. ANY DISCREPANCIES MUST BE REPORTED TO THE DESIGNER AND/OR ENGINEER PRIOR TO PROCEEDING WITH ANY PART OF THE WORK.

IMPERIAL — ALL DIMENSIONS, UNLESS OTHERWISE NOTED, ARE IN INCHES

CONSULTANT:
FAAS
FORMED ALLIANCE ARCHITECTURE STUDIO

STAMP
MICHAEL L. FARGAR
REGISTERED ARCHITECT
BRITISH COLUMBIA

CONSULTANT:

REVISIONS & ISSUES

DATE	DESCRIPTION
MAR.16.18	RELEASED FOR PRICING
APR.19.18	BP APPLICATION
MAY.10.18	ISSUED FOR CONSTRUCTION
MAY.23.18	REISSUED IFC

CLIENT: TRUE LEAF MED.

PROJECT TITLE:
LUMBY, B.C.
PROCESSING FACILITY

PROJECT NUMBER: 17.11.TRU

SITE ADDRESS:
1837 SHUSWAP AVENUE, LUMBY BC

LEGAL ADDRESS:
PART OF LOT 3, PLAN 14627, D.L.18, O.D.Y.D.

DRAWING TITLE:
SECTION DETAILS

DRAWN BY: JA
CHECKED: RB

A.400
DRAWING NO

MATERIAL LEGEND

01	1/2 3 STAINLESS STEEL SUPPORT POST
02	LAMINATED / TEMPERED GLASS GUARDRAIL PANEL
03	STAINLESS STEEL PIN & DOC ASSEMBLY, BOLTED TO STEEL POST
04	CONCRETE FILLED STEEL PAN TREAD
05	4 8 STEEL BASE PLATE BOLTED TO STEEL STRINGER ON NEOPRENE PAD.
06	4 12 STEEL CHANNEL STRINGER
07	1 1/2 STAINED WOOD HANDRAIL

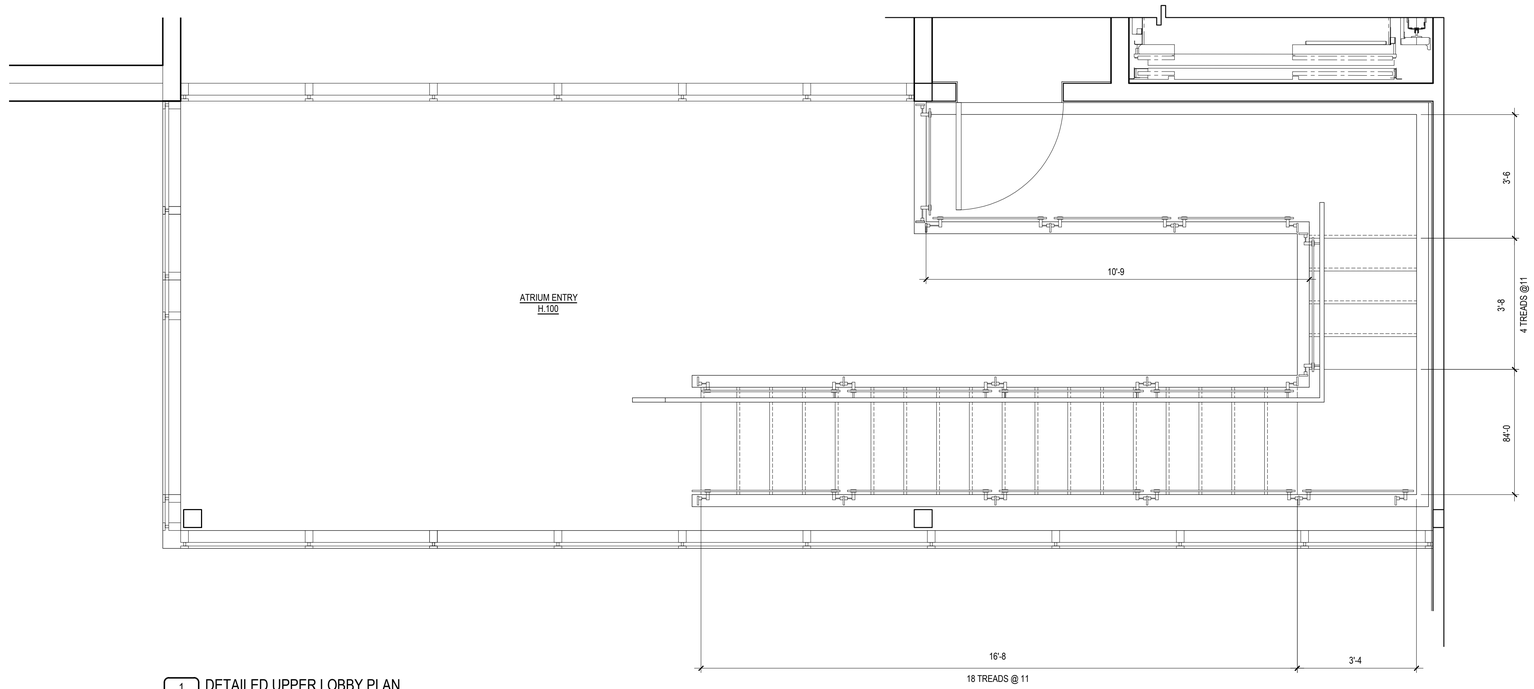

1 A.401 DETAILED UPPER LOBBY PLAN
SCALE : 1/2 = 1'-0

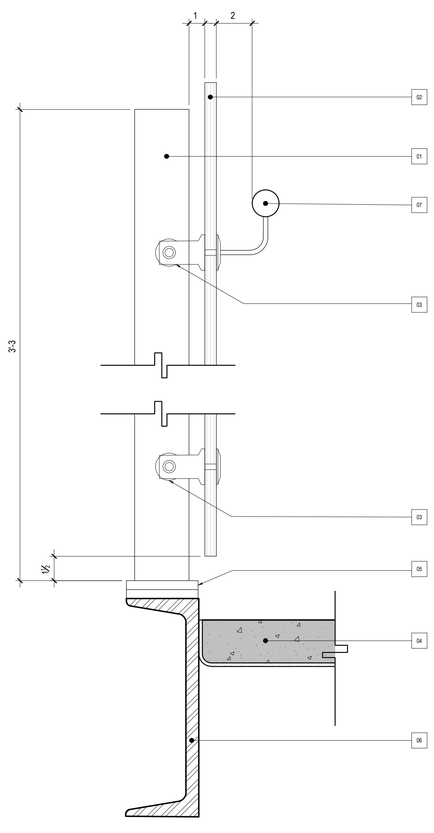

3 A.401 GUARD RAIL DETAIL
SCALE : 1/2 = 1'-0

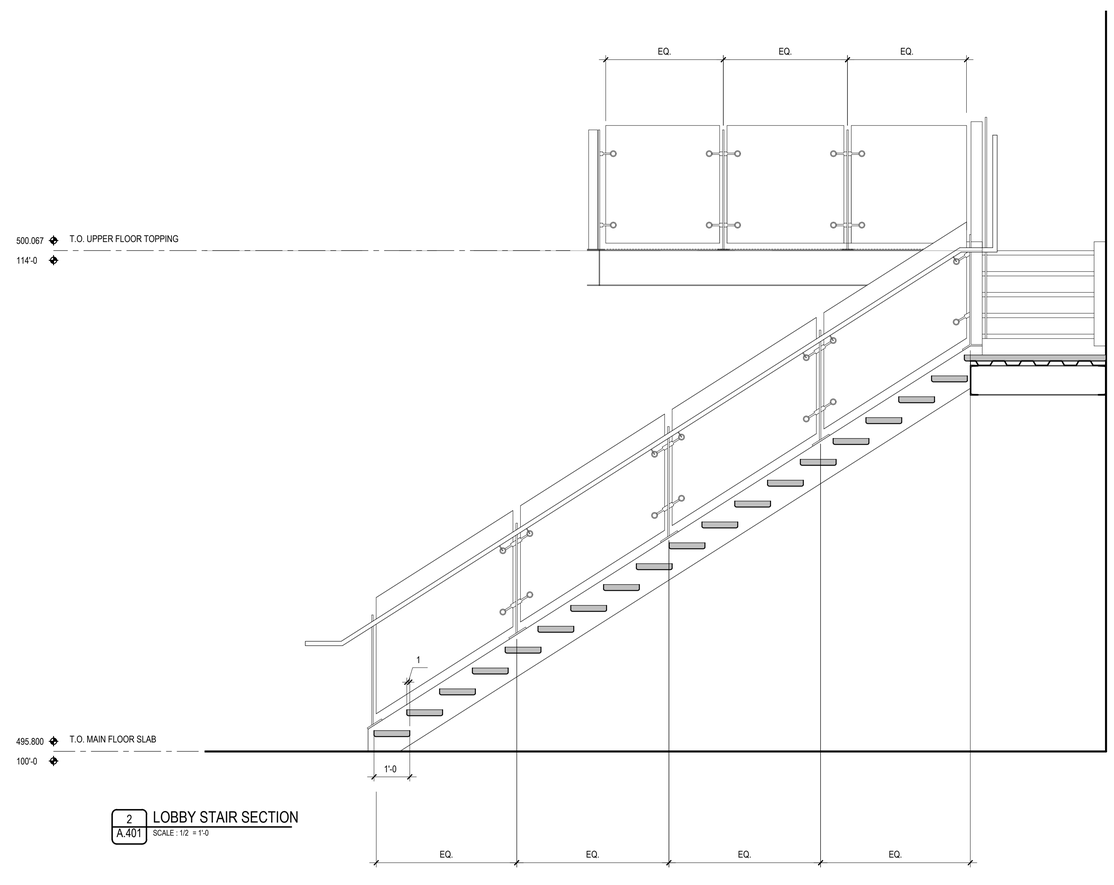

2 A.401 LOBBY STAIR SECTION
SCALE : 1/2 = 1'-0

SBL CONTRACTORS LTD
#123 7725 56 STREET SE
CALGARY, AB T2C 5R5
MAIN: 403-828-1868
FAX: 403-568-1932
info@sblcontractors.com

SITE SAFETY:
THE DESIGNERS ASSUME NO RESPONSIBILITY FOR ON-SITE SAFETY FOR OTHER THAN THEIR OWN EMPLOYEES. THE OWNER AND/OR CONTRACTOR SHALL BEAR RESPONSIBILITY FOR SITE SAFETY AS PER THE OCCUPATIONAL HEALTH AND SAFETY ACT.

PLANS EXAMINATION:
DRAWINGS ARE NOT TO BE USED FOR CONSTRUCTION UNTIL REVIEWED AND APPROVED BY THE AUTHORITY HAVING JURISDICTION. THIS AUTHORITY, BASED ON APPLICABLE CODES AND BYLAWS, MAY REQUIRE REVISIONS AND/OR ADDITIONS, AND THIS MAY RESULT IN EXTRA COSTS. THESE COSTS ARE UNFORESEEN AND THEREFORE ARE THE RESPONSIBILITY OF THE OWNER AND/OR CONTRACTOR.

COPYRIGHTS:
ALL DRAWINGS, DESIGNS AND RELATED DOCUMENTS ARE THE PROPERTY OF THE DESIGNERS, PROTECTED BY COPYRIGHT, AND MUST BE RETURNED UPON REQUEST. REPRODUCTION OF DRAWINGS AND DOCUMENTS IN PART OR IN WHOLE IS FORBIDDEN WITHOUT THE DESIGNERS' PERMISSION. DRAWINGS AND DOCUMENTS ARE TO BE USED ONLY FOR THE PURPOSE FOR WHICH THEY ARE ISSUED.

DRAWINGS:
DRAWINGS MUST NOT BE SCALED. THE CONTRACTOR MUST CROSS-REFERENCE ALL ARCHITECTURAL, STRUCTURAL, FOUNDATION, ELECTRICAL, MECHANICAL, AND ANY OTHER DRAWINGS PROVIDED AND VERIFY ALL DIMENSIONS, DRAWINGS AND SPECIFICATIONS ON SITE. ANY DISCREPANCIES MUST BE REPORTED TO THE DESIGNER AND/OR ENGINEER PRIOR TO PROCEEDING WITH ANY PART OF THE WORK.

IMPERIAL — ALL DIMENSIONS, UNLESS OTHERWISE NOTED, ARE IN INCHES

CONSULTANT:
FAAS
FORMED ALLIANCE ARCHITECTURE STUDIO

STAMP
MICHAEL L. FARDAR
REGISTERED ARCHITECT
BRITISH COLUMBIA

CONSULTANT:

REVISIONS & ISSUES

DATE	DESCRIPTION
MAR.16.18	RELEASED FOR PRICING
APR.19.18	BP APPLICATION
MAY.10.18	ISSUED FOR CONSTRUCTION
MAY.23.18	REISSUED IFC

CLIENT: TRUE LEAF MED.

PROJECT TITLE:
LUMBY, B.C.
PROCESSING FACILITY
PROJECT NUMBER: 17.11.TRU

SITE ADDRESS:
1837 SHUSWAP AVENUE, LUMBY BC

LEGAL ADDRESS:
PART OF LOT 3, PLAN 14627, D.L.18, O.D.Y.D.

DRAWING TITLE:
LOBBY STAIR DETAILS

DRAWN BY: JA
CHECKED: RB

A.401
DRAWING NO

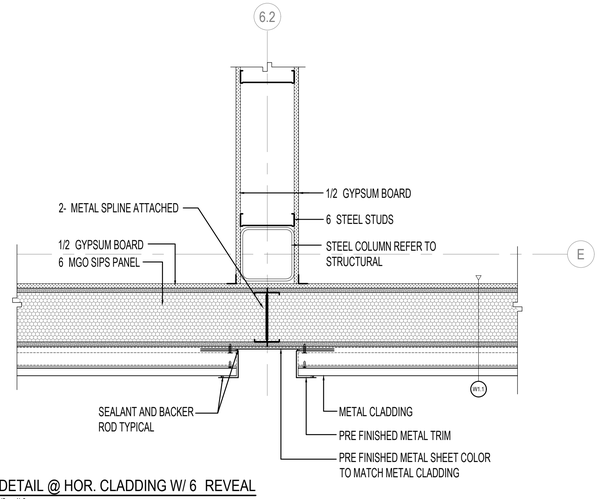

1 A.402 PLAN DETAIL @ HOR. CLADDING W/ 6 REVEAL
SCALE : 1 1/2 = 1'-0

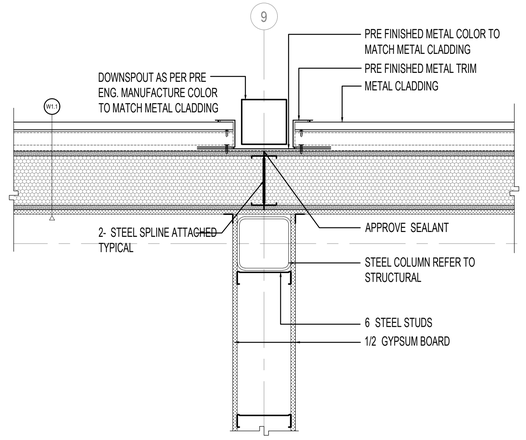

2 A.402 PLAN DETAIL @ 5 DOWNSPOUT
SCALE : 1 1/2 = 1'-0

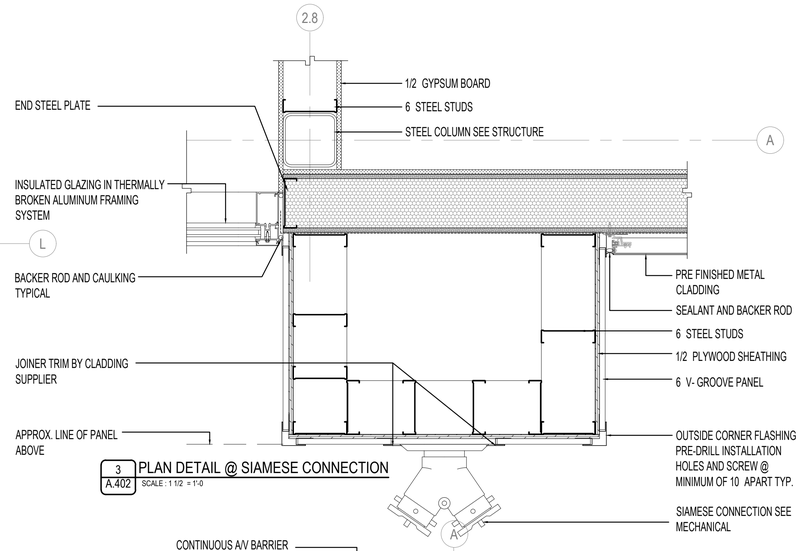

3 A.402 PLAN DETAIL @ SIAMESE CONNECTION
SCALE : 1 1/2 = 1'-0

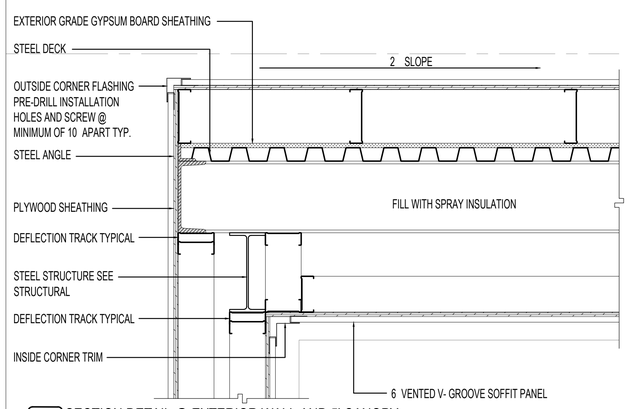

4 A.402 SECTION DETAIL @ EXTERIOR WALL AND 5' CANOPY
SCALE : 1 1/2 = 1'-0

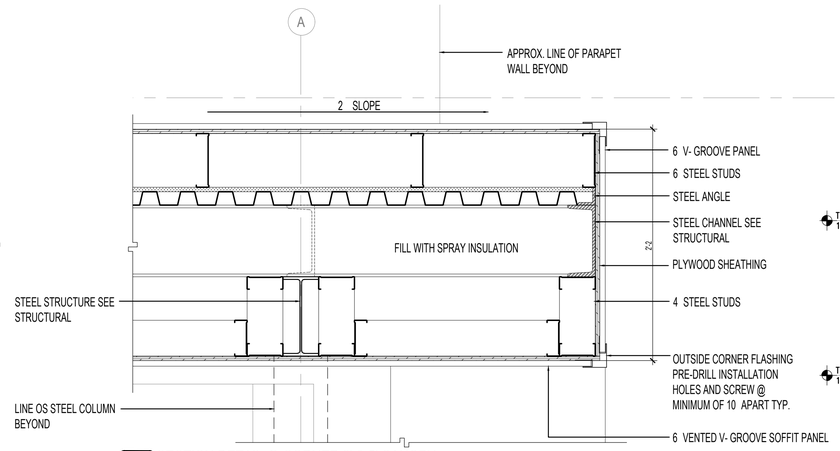

5 A.402 SECTION DETAIL @ CORNER 2' & 5' CANOPY
SCALE : 1 1/2 = 1'-0

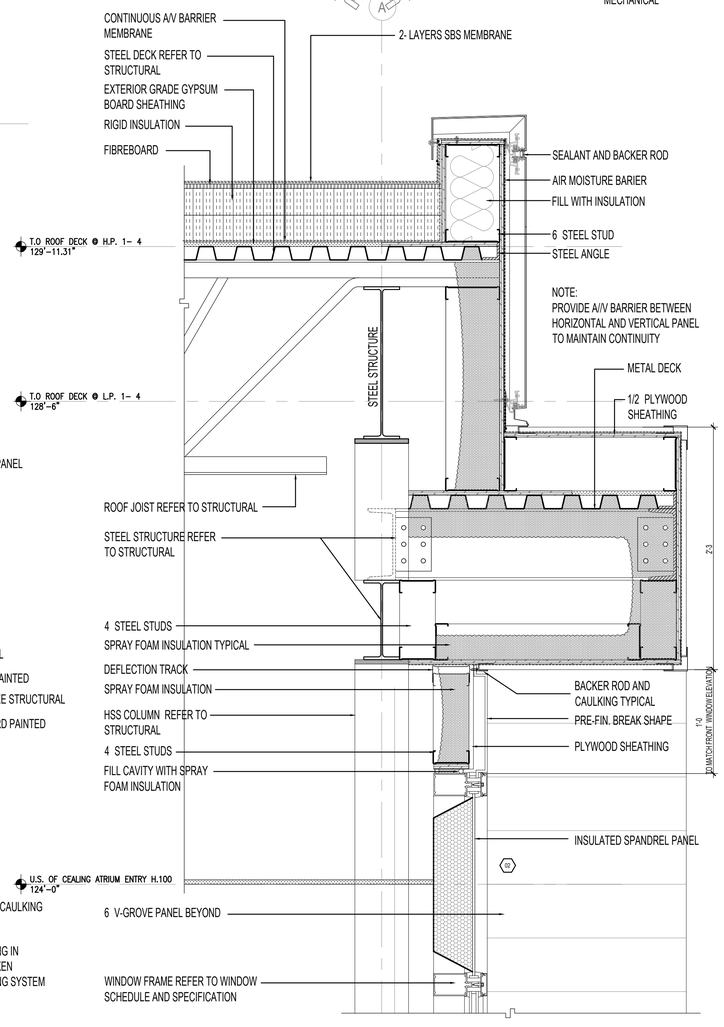

8 A.402 SECTION DETAIL @ CANOPY & PARAPET
SCALE : 1 1/2 = 1'-0

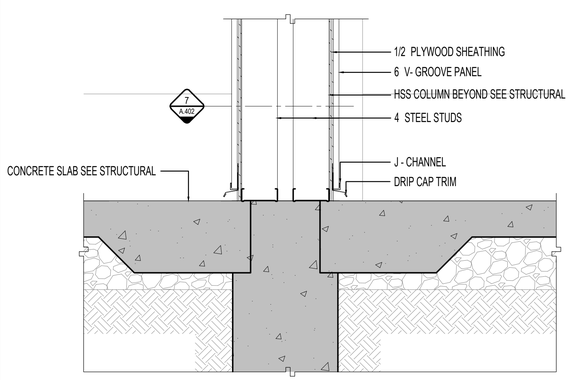

6 A.402 SECTION DETAIL @ EXTERIOR WALL & CONCRETE SLAB
SCALE : 1 1/2 = 1'-0

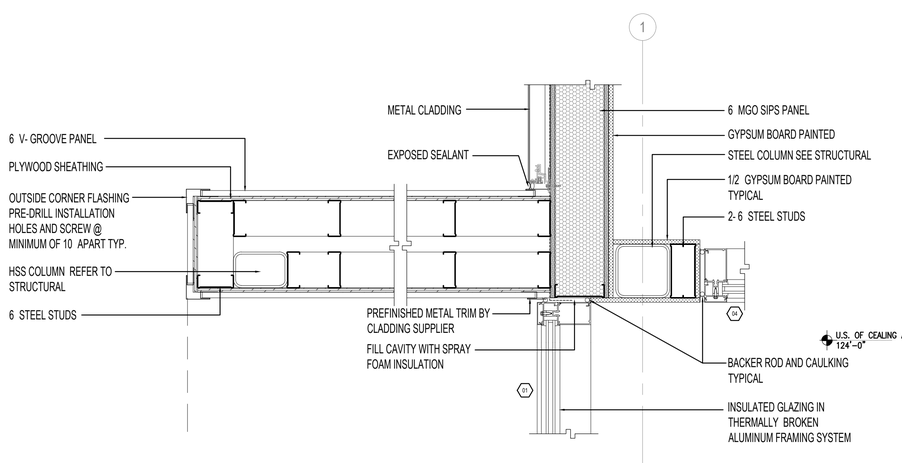

7 A.402 PLAN DETAIL @ EXTERIOR WALL MAIN ENTRY
SCALE : 1 1/2 = 1'-0

SBL CONTRACTORS LTD
#123 7725 56 STREET SE
CALGARY, AB T2C 5R5
MAIN: 403-828-1868
FAX: 403-568-1932
info@sblcontractors.com

SITE SAFETY:
THE DESIGNERS ASSUME NO RESPONSIBILITY FOR ON-SITE SAFETY FOR OTHER THAN THEIR OWN EMPLOYEES. THE OWNER AND/OR CONTRACTOR SHALL BEAR RESPONSIBILITY FOR SITE SAFETY AS PER THE OCCUPATIONAL HEALTH AND SAFETY ACT.

PLANS EXAMINATION:
DRAWINGS ARE NOT TO BE USED FOR CONSTRUCTION UNTIL REVIEWED AND APPROVED BY THE AUTHORITY HAVING JURISDICTION. THIS AUTHORITY, BASED ON APPLICABLE CODES AND BYLAWS, MAY REQUIRE REVISIONS AND/OR ADDITIONS, AND THIS MAY RESULT IN EXTRA COSTS. THESE COSTS ARE UNFORESEEN AND THEREFORE ARE THE RESPONSIBILITY OF THE OWNER AND/OR CONTRACTOR.

COPYRIGHTS:
ALL DRAWINGS, DESIGNS AND RELATED DOCUMENTS ARE THE PROPERTY OF THE DESIGNERS, PROTECTED BY COPYRIGHT, AND MUST BE RETURNED UPON REQUEST. REPRODUCTION OF DRAWINGS AND DOCUMENTS IN PART OR IN WHOLE IS FORBIDDEN WITHOUT THE DESIGNERS' PERMISSION. DRAWINGS AND DOCUMENTS ARE TO BE USED ONLY FOR THE PURPOSE FOR WHICH THEY ARE ISSUED.

DRAWINGS:
DRAWINGS MUST NOT BE SCALED. THE CONTRACTOR MUST CROSS-REFERENCE ALL ARCHITECTURAL, STRUCTURAL, FOUNDATION, ELECTRICAL, MECHANICAL, AND ANY OTHER DRAWINGS PROVIDED AND VERIFY ALL DIMENSIONS, DRAWINGS AND SPECIFICATIONS ON SITE. ANY DISCREPANCIES MUST BE REPORTED TO THE DESIGNER AND/OR ENGINEER PRIOR TO PROCEEDING WITH ANY PART OF THE WORK.

IMPERIAL — ALL DIMENSIONS, UNLESS OTHERWISE NOTED, ARE IN INCHES

CONSULTANT:
FAAS
FORMED ALLIANCE ARCHITECTURE STUDIO

STAMP
MICHAEL L. FARGAR REGISTERED ARCHITECT BRITISH COLUMBIA

CONSULTANT:

REVISIONS & ISSUES

DATE	DESCRIPTION
MAR.16.18	RELEASED FOR PRICING
APR.19.18	BP APPLICATION
MAY.10.18	ISSUED FOR CONSTRUCTION
MAY.23.18	REISSUED IFC

CLIENT: TRUE LEAF MED.

PROJECT TITLE:
LUMBY, B.C.
PROCESSING FACILITY

PROJECT NUMBER: 17.11.TRU

SITE ADDRESS:
1837 SHUSWAP AVENUE, LUMBY BC

LEGAL ADDRESS:
PART OF LOT 3, PLAN 14627, D.L.18, O.D.Y.D.

DRAWING TITLE:
FRONT ENTRY FRAMING DETAILS

DRAWN BY: JA
CHECKED: RB

A.402
DRAWING NO

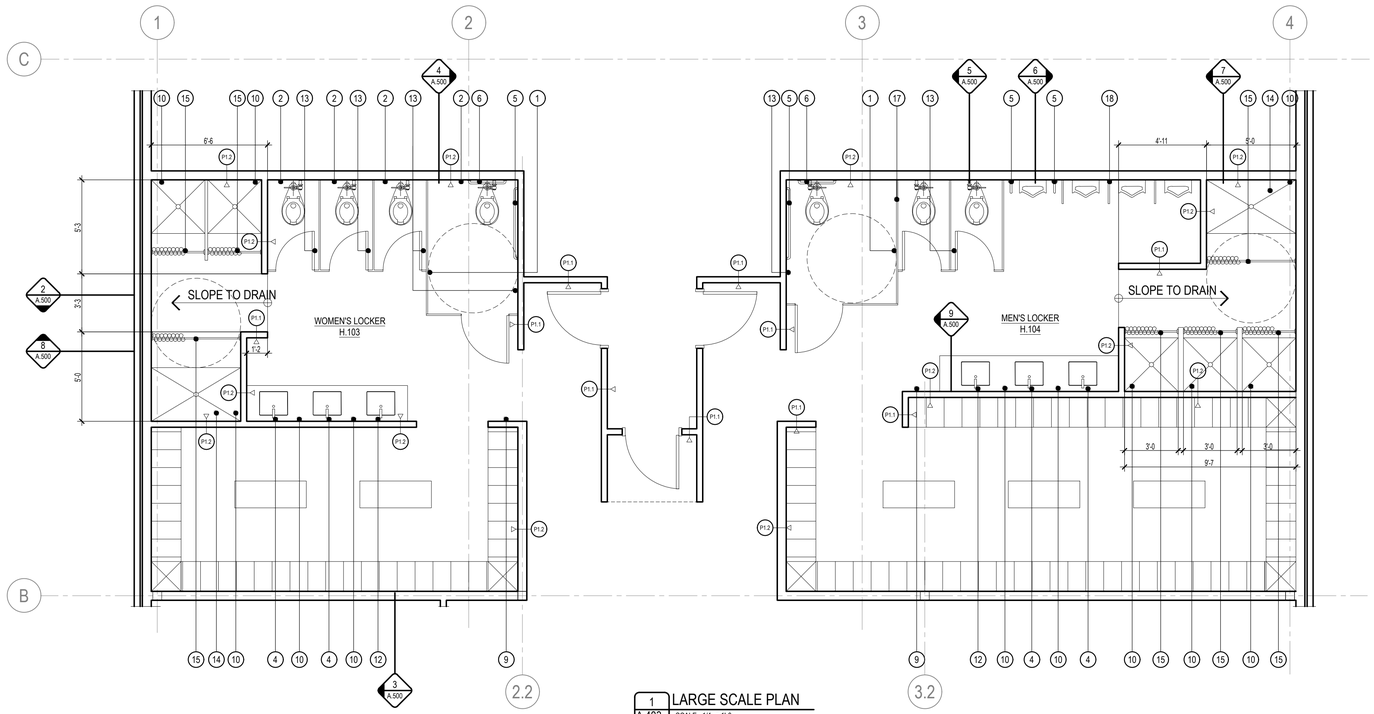

1 A.403 LARGE SCALE PLAN
SCALE : 1/4 = 1'-0

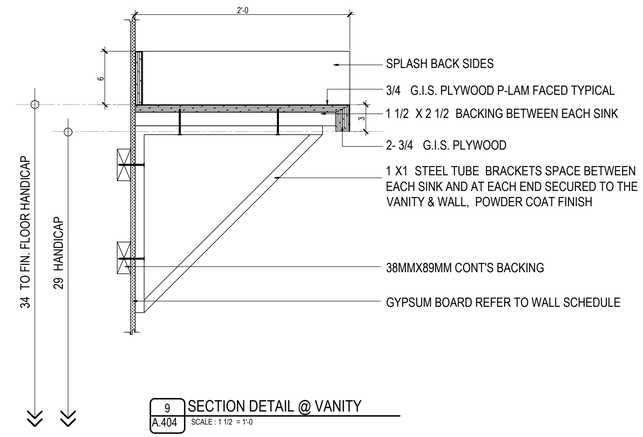

9 A.404 SECTION DETAIL @ VANITY
SCALE : 1 1/2 = 1'-0

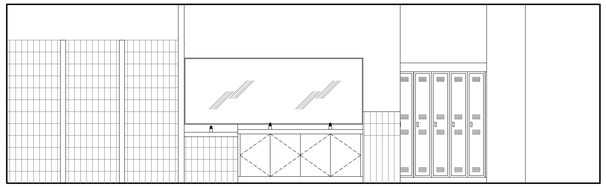

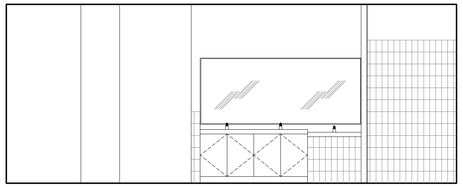

2 A.403 WOMEN'S/ MEN'S LOCKER-WASHROOM
SCALE : 1/4 = 1'-0

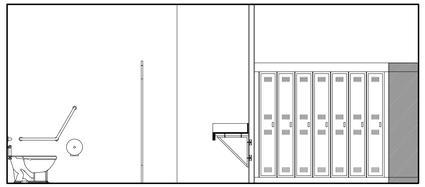

4 A.403 WOMEN'S LOCKER-WASHROOM
SCALE : 1/4 = 1'-0

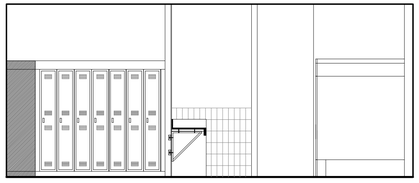

3 A.403 WOMEN'S LOCKER-WASHROOM
SCALE : 1/4 = 1'-0

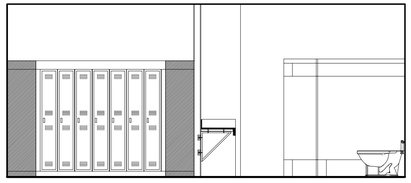

5 A.403 MEN'S LOCKER-WASHROOM
SCALE : 1/4 = 1'-0

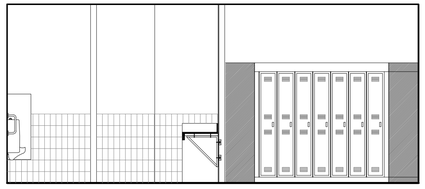

6 A.403 MEN'S LOCKER-WASHROOM
SCALE : 1/4 = 1'-0

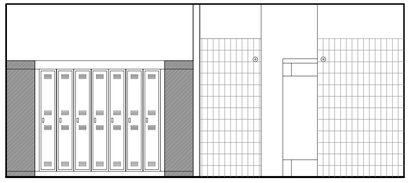

7 A.403 MEN'S LOCKER-WASHROOM
SCALE : 1/4 = 1'-0

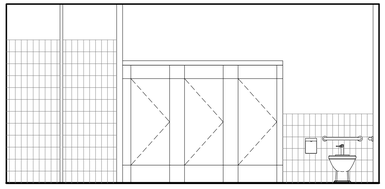

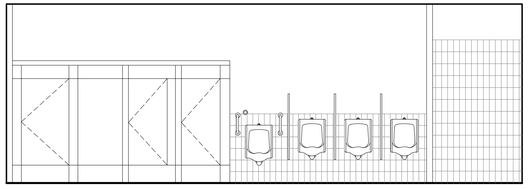

8 A.403 WOMEN'S/ MEN'S LOCKER-WASHROOM
SCALE : 1/4 = 1'-0

ACCESSORIES LEGEND:

1. STAINLESS STEEL SHELF
2. SANITARY NAPKIN DISPOSAL
3. TOILET TISSUE DISPENSER
4. FLAT MIRROR
5. HORIZONTAL GRAB BAR
6. 24 GRAB BAR BACK OF W.C.
7. 12 GRAB BAR URINAL
8. SWING TOP WASTE RECEPTACLE
9. HAND DRYER
10. SOAP DISPENSER
11. PAPER TOWEL DISPENSER
12. TILTED MIRROR
13. COAT HOOK
14. FOLDING SHOWER SEAT
15. SHOWER CURTAIN ROD
16. SEAT COVER DISPENSER
17. TOILET PARTITION
18. URINAL PARTITION
19. URINAL PARTITION

SBL CONTRACTORS LTD
#123 7725 56 STREET SE
CALGARY, AB T2C 5R5
MAIN: 403-828-1868
FAX: 403-568-1932
info@sblcontractors.com

SITE SAFETY:
THE DESIGNERS ASSUME NO RESPONSIBILITY FOR ON-SITE SAFETY FOR OTHER THAN THEIR OWN EMPLOYEES. THE OWNER AND/OR CONTRACTOR SHALL BEAR RESPONSIBILITY FOR SITE SAFETY AS PER THE OCCUPATIONAL HEALTH AND SAFETY ACT.

PLANS EXAMINATION:
DRAWINGS ARE NOT TO BE USED FOR CONSTRUCTION UNTIL REVIEWED AND APPROVED BY THE AUTHORITY HAVING JURISDICTION. THIS AUTHORITY, BASED ON APPLICABLE CODES AND BYLAWS, MAY REQUIRE REVISIONS AND/OR ADDITIONS, AND THIS MAY RESULT IN EXTRA COSTS. THESE COSTS ARE UNFORESEEN AND THEREFORE ARE THE RESPONSIBILITY OF THE OWNER AND/OR CONTRACTOR.

COPYRIGHTS:
ALL DRAWINGS, DESIGNS AND RELATED DOCUMENTS ARE THE PROPERTY OF THE DESIGNERS, PROTECTED BY COPYRIGHT, AND MUST BE RETURNED UPON REQUEST. REPRODUCTION OF DRAWINGS AND DOCUMENTS IN PART OR IN WHOLE IS FORBIDDEN WITHOUT THE DESIGNERS' PERMISSION. DRAWINGS AND DOCUMENTS ARE TO BE USED ONLY FOR THE PURPOSE FOR WHICH THEY ARE ISSUED.

DRAWINGS:
DRAWINGS MUST NOT BE SCALED. THE CONTRACTOR MUST CROSS-REFERENCE ALL ARCHITECTURAL, STRUCTURAL, FOUNDATION, ELECTRICAL, MECHANICAL, AND ANY OTHER DRAWINGS PROVIDED AND VERIFY ALL DIMENSIONS, DRAWINGS AND SPECIFICATIONS ON SITE. ANY DISCREPANCIES MUST BE REPORTED TO THE DESIGNER AND/OR ENGINEER PRIOR TO PROCEEDING WITH ANY PART OF THE WORK.

IMPERIAL ALL DIMENSIONS, UNLESS OTHERWISE NOTED, ARE IN INCHES

CONSULTANT:

FAAS
FORMED ALLIANCE ARCHITECTURE STUDIO

STAMP

MICHAEL L. FARDAR REGISTERED ARCHITECT BRITISH COLUMBIA

CONSULTANT:

REVISIONS & ISSUES

DATE	DESCRIPTION
MAR.16.18	RELEASED FOR PRICING
APR.19.18	BP APPLICATION
MAY.10.18	ISSUED FOR CONSTRUCTION
MAY.23.18	REISSUED IFC

CLIENT: TRUE LEAF MED.

PROJECT TITLE:
LUMBY, B.C.
PROCESSING FACILITY

PROJECT NUMBER: 17.11.TRU

SITE ADDRESS:
1837 SHUSWAP AVENUE, LUMBY BC

LEGAL ADDRESS:
PART OF LOT 3, PLAN 14627, D.L.18, O.D.Y.D.

DRAWING TITLE:
LOCKERS LARGE PLAN & ELEVATION

DRAWN BY: JA
CHECKED: RB

A.403
DRAWING NO

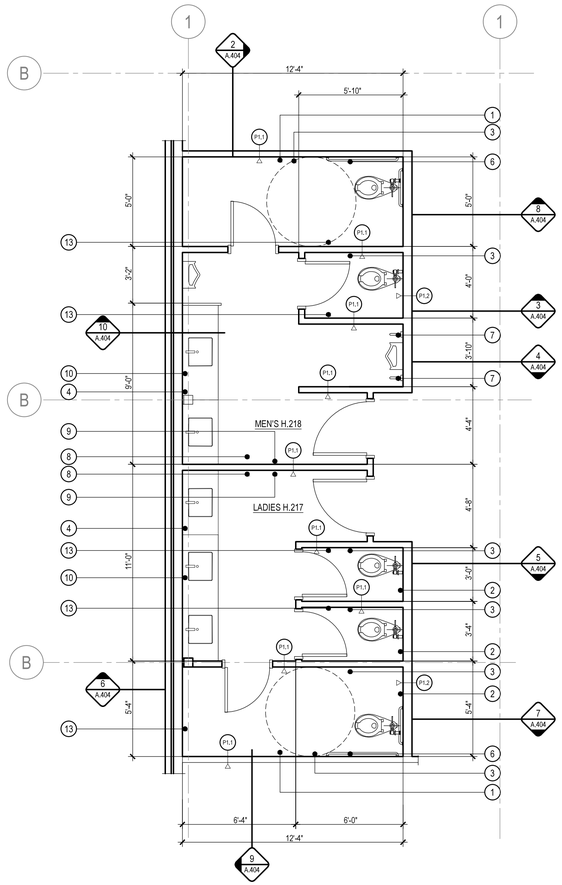

1 A.404 LARGE SCALE PLAN
SCALE : 1/4" = 1'-0"

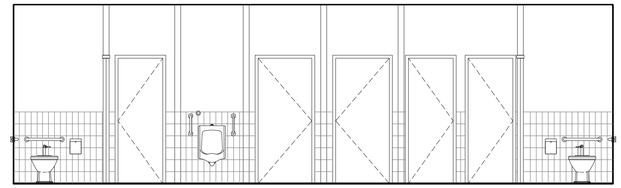

2 A.404 WOMEN'S/ MEN'S - WASHROOM
SCALE : 1/4" = 1'-0"

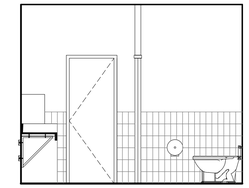

3 A.404 MEN'S - WASHROOM
SCALE : 1/4" = 1'-0"

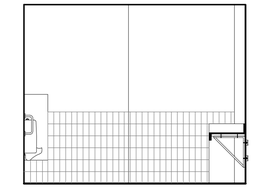

4 A.404 MEN'S - WASHROOM
SCALE : 1/4" = 1'-0"

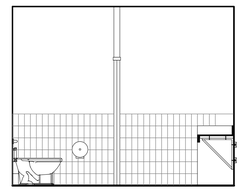

5 A.404 LADIES - WASHROOM
SCALE : 1/4" = 1'-0"

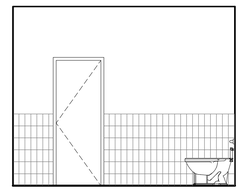

6 A.404 LADIES - WASHROOM
SCALE : 1/4" = 1'-0"

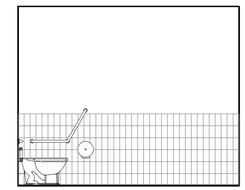

7 A.404 LADIES - WASHROOM
SCALE : 1/4" = 1'-0"

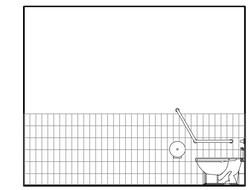

8 A.404 MEN'S - WASHROOM
SCALE : 1/4" = 1'-0"

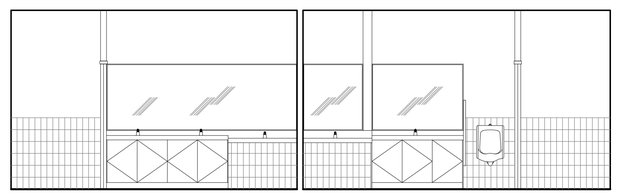

9 A.404 WOMEN'S/ MEN'S - WASHROOM
SCALE : 1/4" = 1'-0"

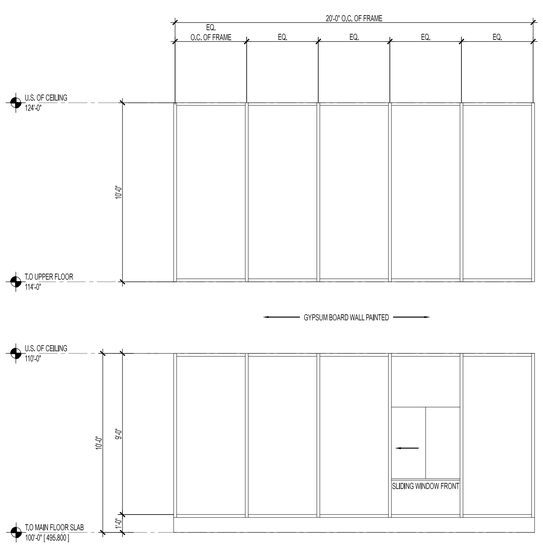

11 A.404 SECURITY/RECEPTION ELEV.
SCALE : 1/4" = 1'-0"

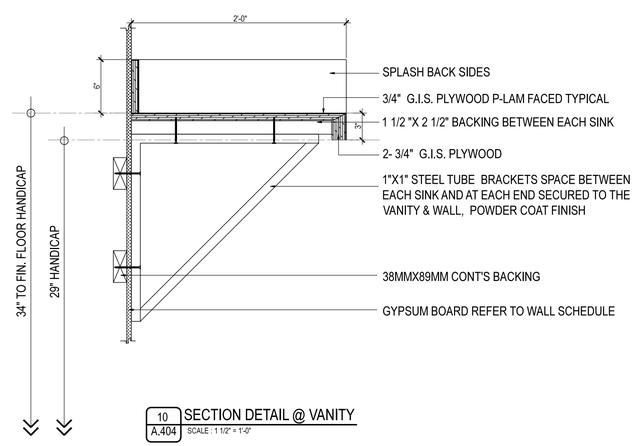

10 A.404 SECTION DETAIL @ VANITY
SCALE : 1 1/2" = 1'-0"

ACCESSORIES LEGEND:

1. STAINLESS STEEL SHELF
2. SANITARY NAPKIN DISPOSAL
3. TOILET TISSUE DISPENSER
4. FLAT MIRROR
5. HORIZONTAL GRAB BAR
6. 24" GRAB BAR BACK OF W.C.
7. 12" GRAB BAR URINAL
8. SWING TOP WASTE RECEPTACLE
9. HAND DRYER/ HAND TOWEL DISPOSAL
10. SOAP DISPENSER
11. PAPER TOWEL DISPENSER
12. TILTED MIRROR
13. COAT HOOK
14. FOLDING SHOWER SEAT
15. SHOWER CURTAIN ROD
16. SEAT COVER DISPENSER
17. TOILET PARTITION
18. URINAL PARTITION

SBL CONTRACTORS LTD
#123 7725 56 STREET SE
CALGARY, AB T2C 5R5
MAIN: 403-828-1868
FAX: 403-568-1932
info@sblcontractors.com

SITE SAFETY:
THE DESIGNERS ASSUME NO RESPONSIBILITY FOR ON-SITE SAFETY FOR OTHER THAN THEIR OWN EMPLOYEES. THE OWNER AND/OR CONTRACTOR SHALL BEAR RESPONSIBILITY FOR SITE SAFETY AS PER THE OCCUPATIONAL HEALTH AND SAFETY ACT.

PLANS EXAMINATION:
DRAWINGS ARE NOT TO BE USED FOR CONSTRUCTION UNTIL REVIEWED AND APPROVED BY THE AUTHORITY HAVING JURISDICTION. THIS AUTHORITY, BASED ON APPLICABLE CODES AND BYLAWS, MAY REQUIRE REVISIONS AND/OR ADDITIONS, AND THIS MAY RESULT IN EXTRA COSTS. THESE COSTS ARE UNFORESEEN AND THEREFORE ARE THE RESPONSIBILITY OF THE OWNER AND/OR CONTRACTOR.

COPYRIGHTS:
ALL DRAWINGS, DESIGNS AND RELATED DOCUMENTS ARE THE PROPERTY OF THE DESIGNERS, PROTECTED BY COPYRIGHT, AND MUST BE RETURNED UPON REQUEST. REPRODUCTION OF DRAWINGS AND DOCUMENTS IN PART OR IN WHOLE IS FORBIDDEN WITHOUT THE DESIGNERS' PERMISSION. DRAWINGS AND DOCUMENTS ARE TO BE USED ONLY FOR THE PURPOSE FOR WHICH THEY ARE ISSUED.

DRAWINGS:
DRAWINGS MUST NOT BE SCALED. THE CONTRACTOR MUST CROSS-REFERENCE ALL ARCHITECTURAL, STRUCTURAL, FOUNDATION, ELECTRICAL, MECHANICAL, AND ANY OTHER DRAWINGS PROVIDED AND VERIFY ALL DIMENSIONS, DRAWINGS AND SPECIFICATIONS ON SITE. ANY DISCREPANCIES MUST BE REPORTED TO THE DESIGNER AND/OR ENGINEER PRIOR TO PROCEEDING WITH ANY PART OF THE WORK.

IMPERIAL — ALL DIMENSIONS, UNLESS OTHERWISE NOTED, ARE IN INCHES

CONSULTANT:
FAAS
FORMED ALLIANCE ARCHITECTURE STUDIO

STAMP
MICHAEL L. FARRAR REGISTERED ARCHITECT BRITISH COLUMBIA

CONSULTANT:

REVISIONS & ISSUES

DATE	DESCRIPTION
MAR.16.18	RELEASED FOR PRICING
APR.19.18	BP APPLICATION
MAY.10.18	ISSUED FOR CONSTRUCTION
MAY.23.18	REISSUED IFC

CLIENT: TRUE LEAF MED.

PROJECT TITLE:
LUMBY, B.C.
PROCESSING FACILITY

PROJECT NUMBER: 17.11.TRU

SITE ADDRESS:
1837 SHUSWAP AVENUE, LUMBY BC

LEGAL ADDRESS:
PART OF LOT 3, PLAN 14627, D.L.18, O.D.Y.D.

DRAWING TITLE:
DETAILED WASHROOM PLAN & ELEVATION

DRAWN BY: JA
CHECKED: RB

A.404
DRAWING NO

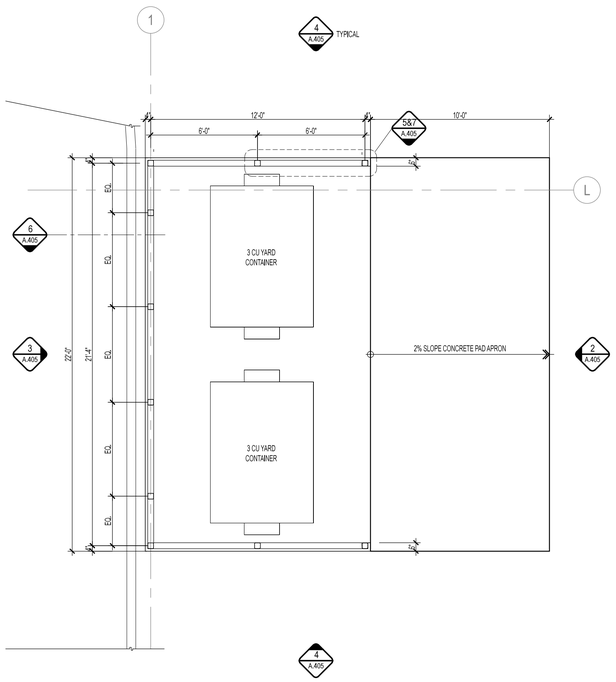

1 A.405 GARBAGE ENCLOSURE
SCALE : 1/4" = 1'-0"

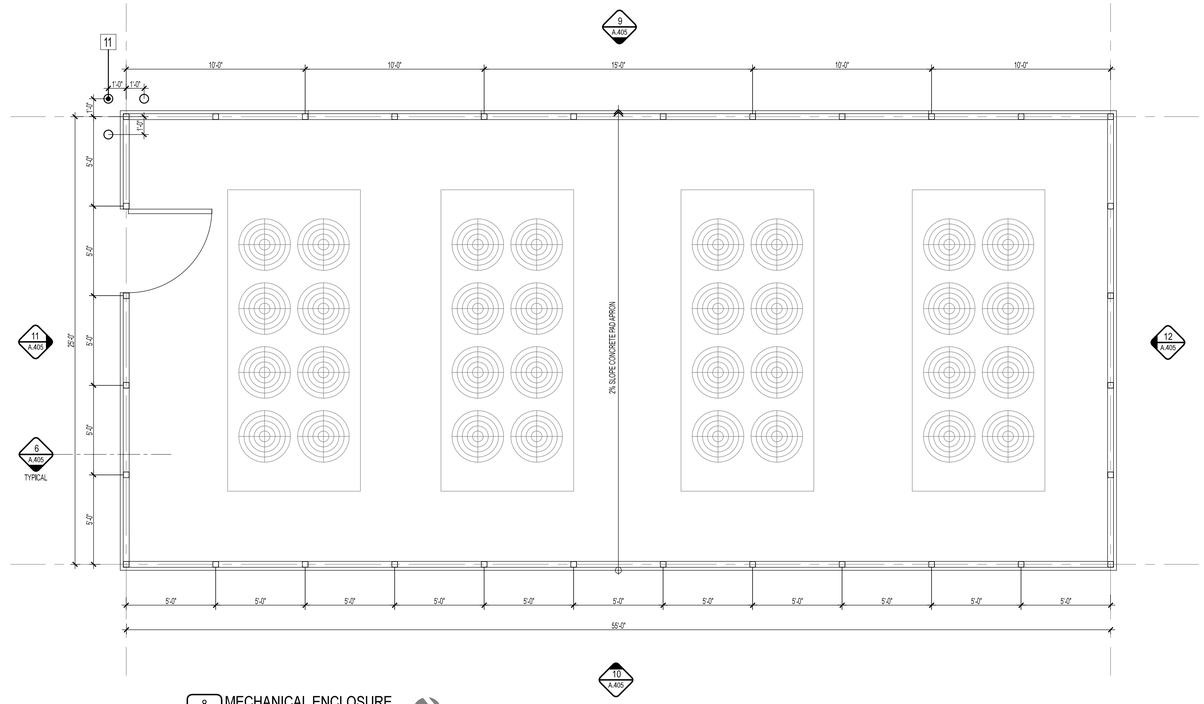

8 A.405 MECHANICAL ENCLOSURE
SCALE : 1/4" = 1'-0"

LEGEND:

01	GALVANIZED CORRUGATED METAL CLADDING
02	GALVANIZED HSS FRAMING
03	REFINISHED METAL FLASHING
04	50MM X 50MM X 4.8 GALVANIZED HSS CROSS BAR WELDED TO HSS POST
05	GALVANIZED CONCRETE FILLED HSS POST
06	GALVANIZED STEEL BASE PLATE
07	HEAVY DUTY GATE HINGE - 2 PER GATE PANEL
08	METAL LATCH
09	CANE BOLT WITH SLEEVE
10	DEEP GALVANIZED STEEL T-HAT SECTION
11	6" STEEL BOLLARD

NOTE:
ENCLOSURE FOR GENERATOR TO BE SIMILARLY DETAILED AND CONSTRUCTED AS PER DETAIL #6-A.405. ENCLOSURE DIMENSIONS TO BE CONFIRMED WITH REQUIRED CLEARANCES AS PER MANUFACTURER SPECIFICATIONS.

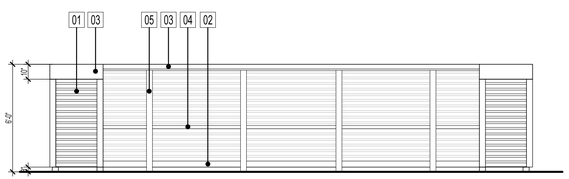

2 A.405 NORTH ELEVATION
SCALE : 1/4" = 1'-0"



3 A.405 SOUTH ELEVATION
SCALE : 1/4" = 1'-0"

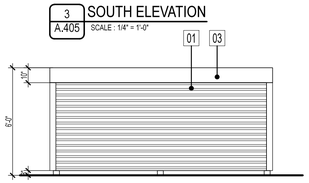

4 A.405 EAST - WEST ELEVATION
SCALE : 1/4" = 1'-0"

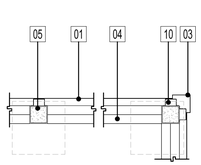

5 A.405 PLAN DETAIL @ STEEL POST & CLADDING
SCALE : 1/4" = 1'-0"

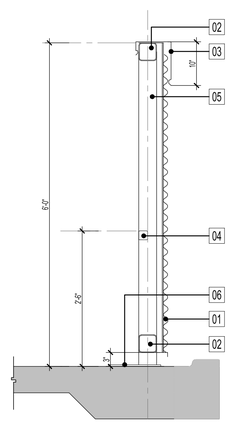

6 A.405 ENCLOSURE SECTION DETAIL
SCALE : 1/4" = 1'-0"

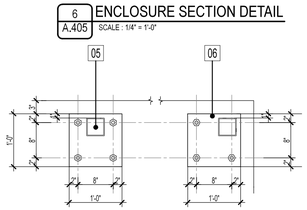

7 A.405 BASE PLATE TYP. DETAILS
SCALE : 1/4" = 1'-0"



10 A.405 WEST & EAST ELEVATION
SCALE : 1/4" = 1'-0"

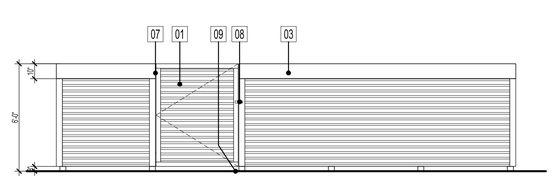

11 A.405 SOUTH ELEVATION
SCALE : 1/4" = 1'-0"



12 A.405 NORTH ELEVATION
SCALE : 1/4" = 1'-0"

SBL CONTRACTORS LTD
#123 7725 56 STREET SE
CALGARY, AB T2C 5R5
MAIN: 403-828-1868
FAX: 403-568-1932
info@sblcontractors.com

SITE SAFETY:
THE DESIGNERS ASSUME NO RESPONSIBILITY FOR ON-SITE SAFETY FOR OTHER THAN THEIR OWN EMPLOYEES. THE OWNER AND/OR CONTRACTOR SHALL BEAR RESPONSIBILITY FOR SITE SAFETY AS PER THE OCCUPATIONAL HEALTH AND SAFETY ACT.

PLANS EXAMINATION:
DRAWINGS ARE NOT TO BE USED FOR CONSTRUCTION UNTIL REVIEWED AND APPROVED BY THE AUTHORITY HAVING JURISDICTION. THIS AUTHORITY, BASED ON APPLICABLE CODES AND BYLAWS, MAY REQUIRE REVISIONS AND/OR ADDITIONS, AND THIS MAY RESULT IN EXTRA COSTS. THESE COSTS ARE UNFORESEEN AND THEREFORE ARE THE RESPONSIBILITY OF THE OWNER AND/OR CONTRACTOR.

COPYRIGHTS:
ALL DRAWINGS, DESIGNS AND RELATED DOCUMENTS ARE THE PROPERTY OF THE DESIGNERS, PROTECTED BY COPYRIGHT, AND MUST BE RETURNED UPON REQUEST. REPRODUCTION OF DRAWINGS AND DOCUMENTS IN PART OR IN WHOLE IS FORBIDDEN WITHOUT THE DESIGNERS' PERMISSION. DRAWINGS AND DOCUMENTS ARE TO BE USED ONLY FOR THE PURPOSE FOR WHICH THEY ARE ISSUED.

DRAWINGS:
DRAWINGS MUST NOT BE SCALED. THE CONTRACTOR MUST CROSS-REFERENCE ALL ARCHITECTURAL, STRUCTURAL, FOUNDATION, ELECTRICAL, MECHANICAL, AND ANY OTHER DRAWINGS PROVIDED AND VERIFY ALL DIMENSIONS, DRAWINGS AND SPECIFICATIONS ON SITE. ANY DISCREPANCIES MUST BE REPORTED TO THE DESIGNER AND/OR ENGINEER PRIOR TO PROCEEDING WITH ANY PART OF THE WORK.

IMPERIAL — ALL DIMENSIONS, UNLESS OTHERWISE NOTED, ARE IN INCHES

CONSULTANT:

FAAS
FORMED ALLIANCE ARCHITECTURE STUDIO

STAMP

CONSULTANT:

REVISIONS & ISSUES

DATE	DESCRIPTION
MAY.10.18	ISSUED FOR CONSTRUCTION
MAY.23.18	REISSUED IFC

CLIENT: TRUE LEAF MED.

PROJECT TITLE:
LUMBY, B.C.
PROCESSING FACILITY

PROJECT NUMBER: 18.02.WES

SITE ADDRESS:

LEGAL ADDRESS:
PART OF LOT 3, PLAN 14627, D.L.18, O.D.Y.D.

DRAWING TITLE:
SITE DETAILS

DRAWN BY: JA
CHECKED: RB

A.405
DRAWING NO

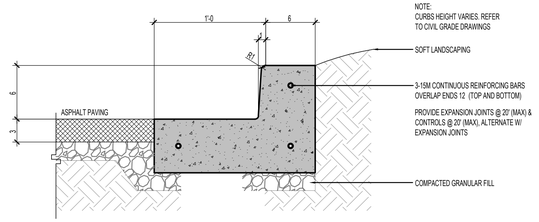

1 A.406 CURB DETAIL
SCALE : 1 1/2 = 1'-0

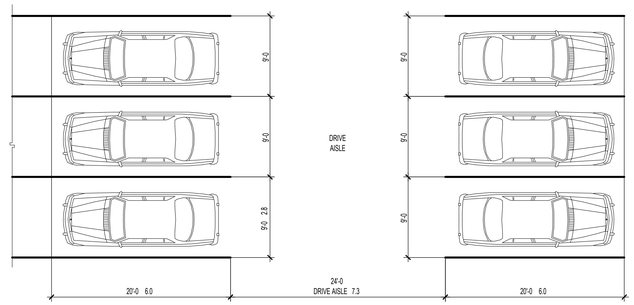

STANDARD PARKING CONFIGURATION

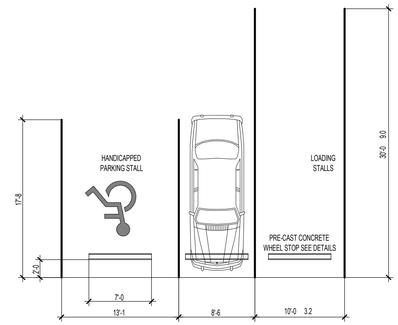

TYPICAL STANDARD PARKING CONFIGURATION DIAGRAM

2 A.406 PARKING STALL DETAIL
SCALE : 1/8 = 1'-0

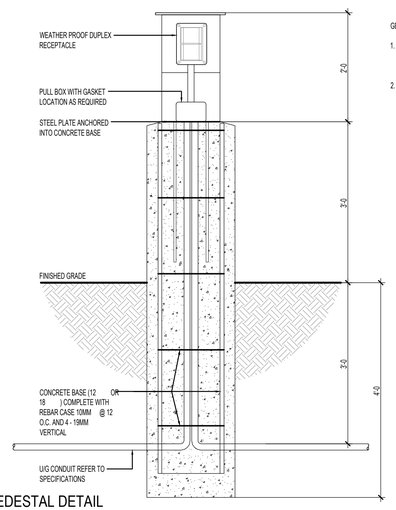

GENERAL NOTES:

1. EXACT LOCATION OF PARKING PEDESTAL TO BE COORDINATED ON SITE WITH RESPECT TO SIDEWALK AND BUMPER LOCATION.
2. AS PER AC DANDY 18 - S C/W A 15 BREAKER (X2) DUPLEX RECEPTACLE (X2) AND FEED THROUGH LUGS RATED AT 60A 3

3 A.406 PARKING PEDESTAL DETAIL
SCALE : 3/4 = 1'-0

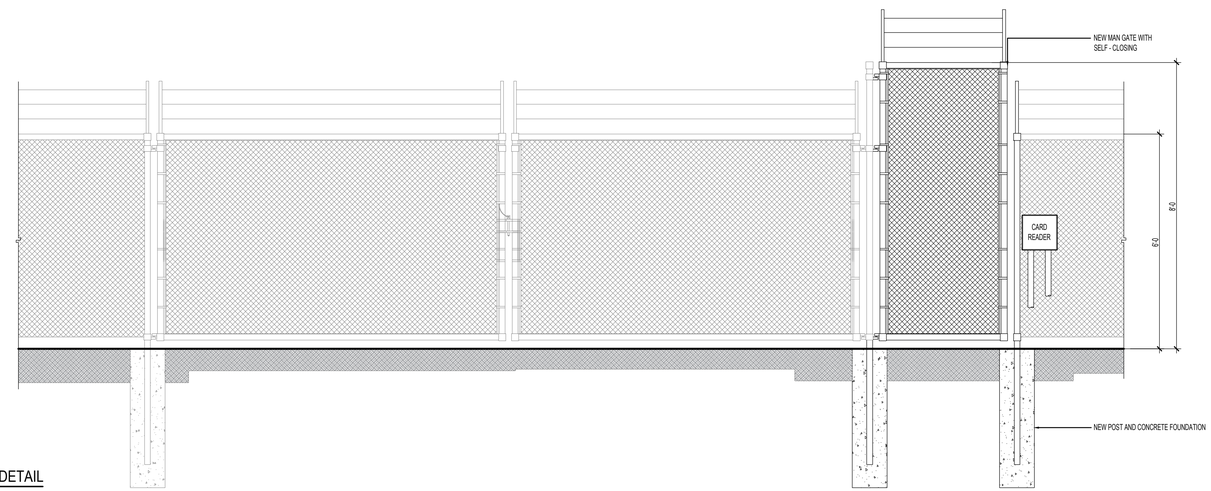

4 A.406 PARK GATE DETAIL
SCALE : 1/2 = 1'-0

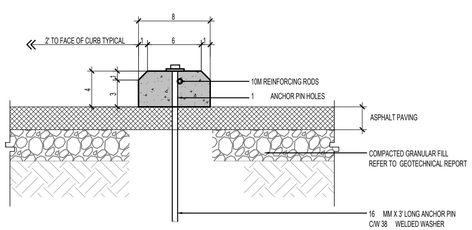

5 A.406 WHEEL STOP DETAIL
SCALE : 1 1/2 = 1'-0

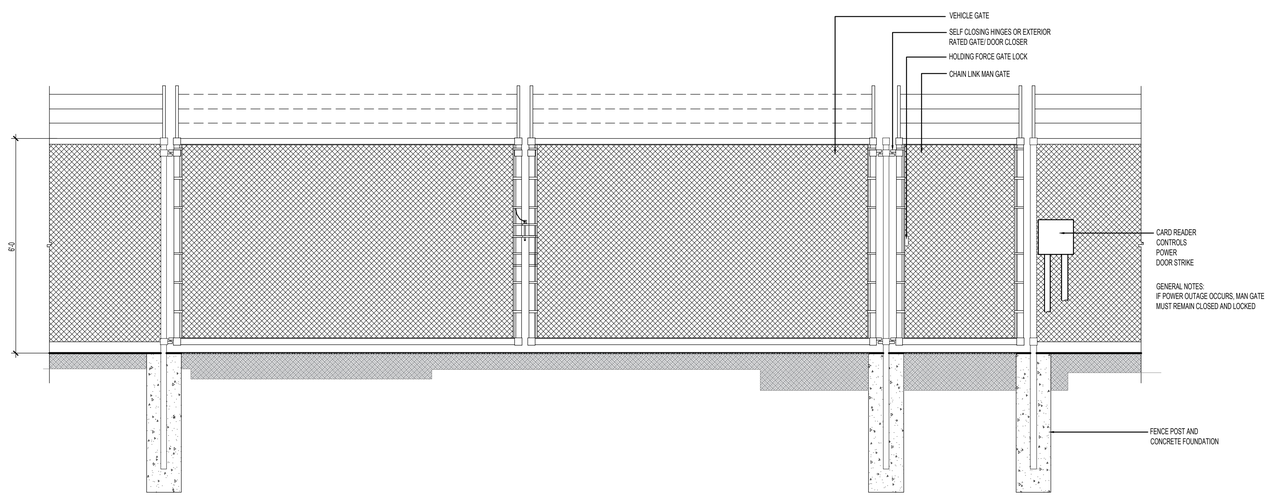

6 A.406 MAN GATE DETAIL
SCALE : 1/2 = 1'-0

SBL CONTRACTORS LTD
#123 7725 56 STREET SE
CALGARY, AB T2C 5R5
MAIN: 403-828-1868
FAX: 403-568-1932
info@sblcontractors.com

SITE SAFETY:
THE DESIGNERS ASSUME NO RESPONSIBILITY FOR ON-SITE SAFETY FOR OTHER THAN THEIR OWN EMPLOYEES. THE OWNER AND/OR CONTRACTOR SHALL BEAR RESPONSIBILITY FOR SITE SAFETY AS PER THE OCCUPATIONAL HEALTH AND SAFETY ACT.

PLANS EXAMINATION:
DRAWINGS ARE NOT TO BE USED FOR CONSTRUCTION UNTIL REVIEWED AND APPROVED BY THE AUTHORITY HAVING JURISDICTION. THIS AUTHORITY, BASED ON APPLICABLE CODES AND BYLAWS, MAY REQUIRE REVISIONS AND/OR ADDITIONS, AND THIS MAY RESULT IN EXTRA COSTS. THESE COSTS ARE UNFORESEEN AND THEREFORE ARE THE RESPONSIBILITY OF THE OWNER AND/OR CONTRACTOR.

COPYRIGHTS:
ALL DRAWINGS, DESIGNS AND RELATED DOCUMENTS ARE THE PROPERTY OF THE DESIGNERS, PROTECTED BY COPYRIGHT, AND MUST BE RETURNED UPON REQUEST. REPRODUCTION OF DRAWINGS AND DOCUMENTS IN PART OR IN WHOLE IS FORBIDDEN WITHOUT THE DESIGNERS' PERMISSION. DRAWINGS AND DOCUMENTS ARE TO BE USED ONLY FOR THE PURPOSE FOR WHICH THEY ARE ISSUED.

DRAWINGS:
DRAWINGS MUST NOT BE SCALED. THE CONTRACTOR MUST CROSS-REFERENCE ALL ARCHITECTURAL, STRUCTURAL, FOUNDATION, ELECTRICAL, MECHANICAL, AND ANY OTHER DRAWINGS PROVIDED AND VERIFY ALL DIMENSIONS, DRAWINGS AND SPECIFICATIONS ON SITE. ANY DISCREPANCIES MUST BE REPORTED TO THE DESIGNER AND/OR ENGINEER PRIOR TO PROCEEDING WITH ANY PART OF THE WORK.

IMPERIAL — ALL DIMENSIONS, UNLESS OTHERWISE NOTED, ARE IN INCHES

CONSULTANT:
FAAS
FORMED ALLIANCE ARCHITECTURE STUDIO

STAMP

CONSULTANT:

REVISIONS & ISSUES

DATE	DESCRIPTION
MAY.10.18	ISSUED FOR CONSTRUCTION
MAY.23.18	REISSUED IFC

CLIENT: TRUE LEAF MED.

PROJECT TITLE:
LUMBY, B.C.
PROCESSING FACILITY
PROJECT NUMBER: 18.02.WES

SITE ADDRESS:

LEGAL ADDRESS:
PART OF LOT 3, PLAN 14627, D.L.18, O.D.Y.D.

DRAWING TITLE:
SITE DETAILS

DRAWN BY: JA
CHECKED: RB

A.406
DRAWING NO

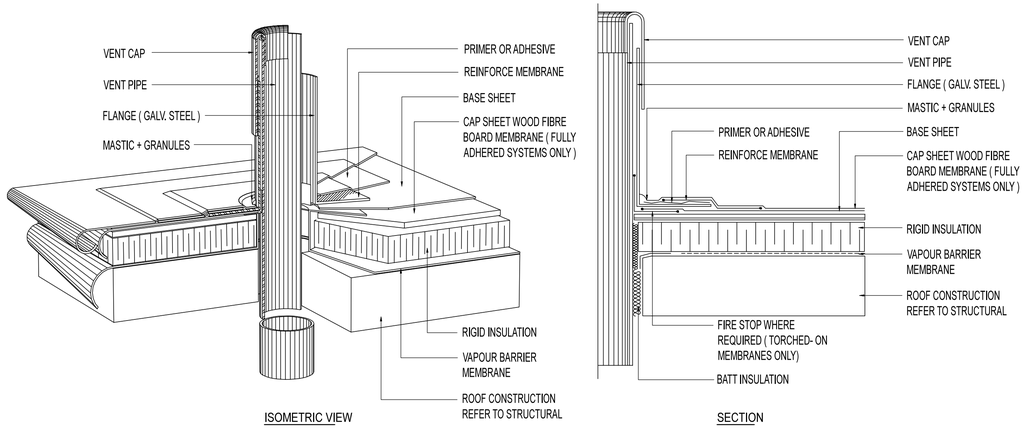

ISOMETRIC VIEW

SECTION

1 A.407 TYPICAL ROOF VENT
SCALE : 1 1/2" = 1'-0"

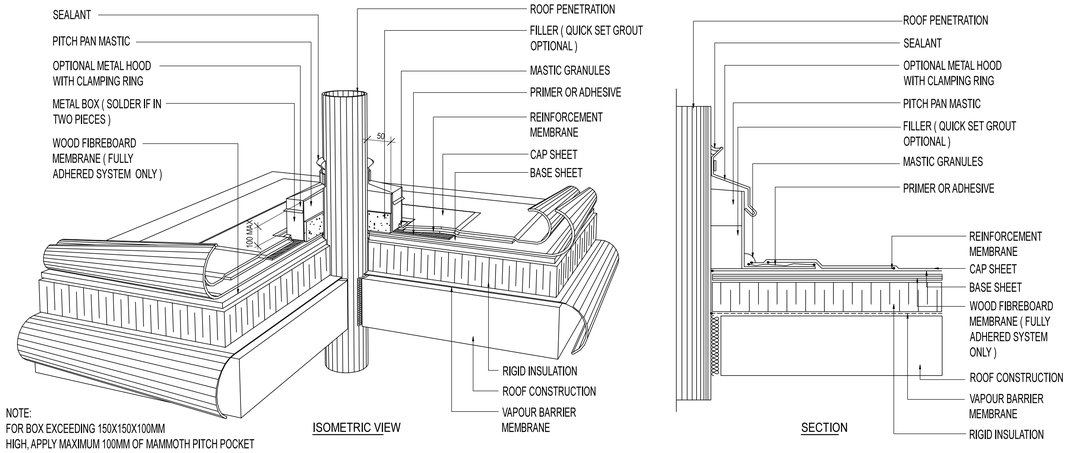

NOTE:
FOR BOX EXCEEDING 150X150X100MM HIGH, APPLY MAXIMUM 100MM OF MAMMOTH PITCH POCKET FILLER. USE AN APPROPRIATE FILLER MATERIAL. SLOPE FOR WATER EVACUATION CREATED AFTER INITIAL HARDENING OF FILLER BY ADDING AN EXTRA LAYER OF FILLER

ISOMETRIC VIEW

SECTION

2 A.407 TYPICAL ROOF PENETRATION
SCALE : 1 1/2" = 1'-0"

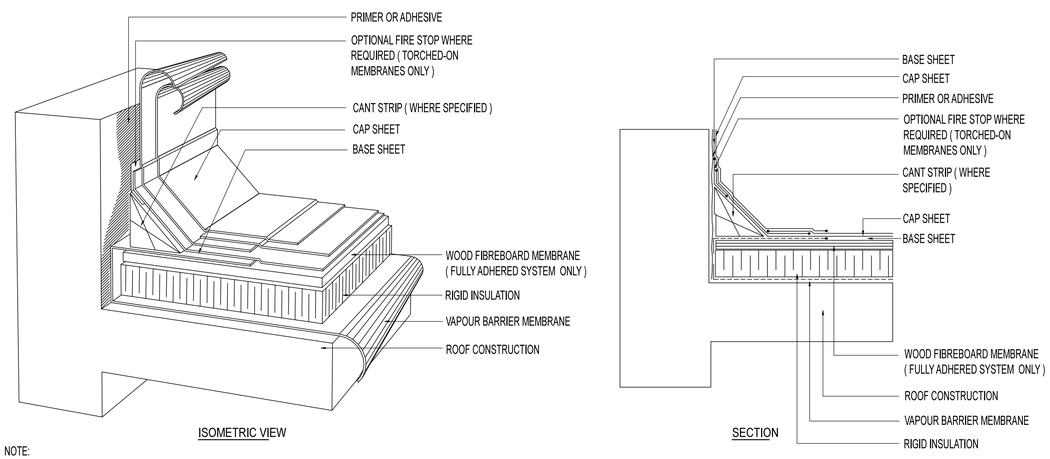

ISOMETRIC VIEW

SECTION

NOTE:
BASE SHEET EXTEND UP WALL 25MM TO INSURE TEMPORARY WATERPROOFING

3 A.407 TYPICAL ROOF TO WALL TRANSITION
SCALE : 1 1/2" = 1'-0"

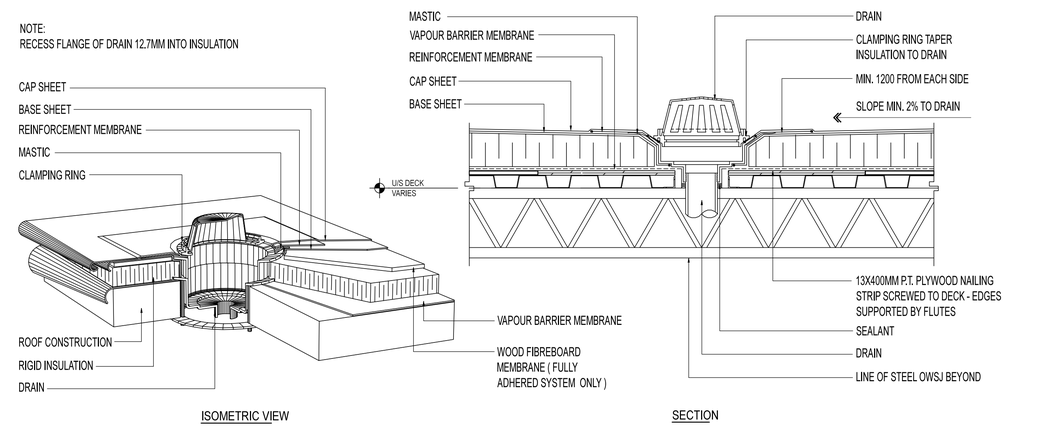

ISOMETRIC VIEW

SECTION

4 A.407 TYPICAL ROOF DRAIN
SCALE : 1 1/2" = 1'-0"

NOTE:
BASE SHEET MAY GO UP ON WALL ABOUT 25MM TO INSURE TEMPORARY WATERPROOFING. TAKE IN ACCOUNT MEMBRANE AND OVERLAPS THICKNESS IN ADJUSTING THE OPENING OF THE MECHANICAL UNIT.

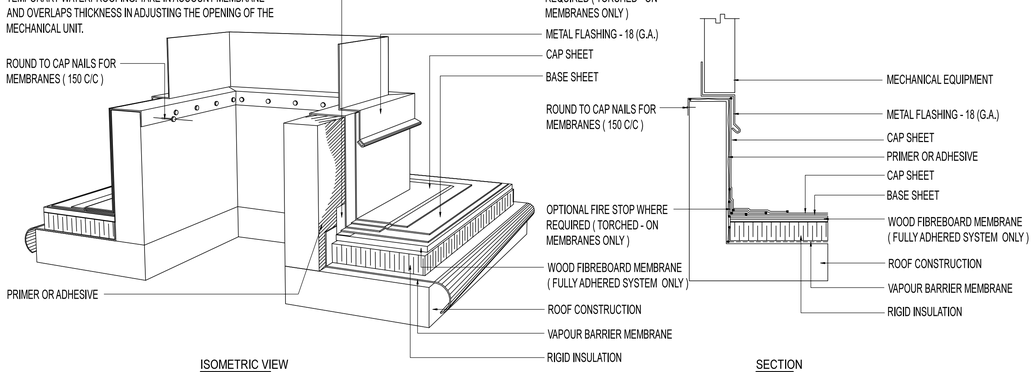

ISOMETRIC VIEW

SECTION

5 A.407 TYPICAL MECHANICAL ROOF CURB
SCALE : 1 1/2" = 1'-0"

NOTE:
SCUPPER MATERIALS FORMED FROM MIN. 20 GA. G.I. SHEET STEEL. UNLESS SPECIFIED OTHERWISE.

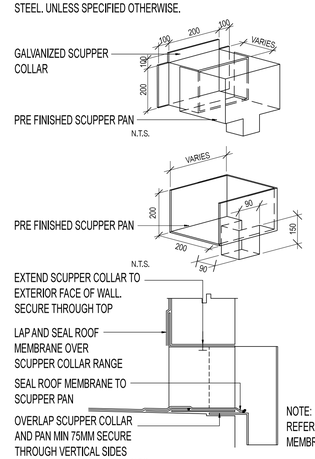

NOTE:
REFER ALSO TO ROOF MEMBRANE SUPPLIER DETAILS

SECTION

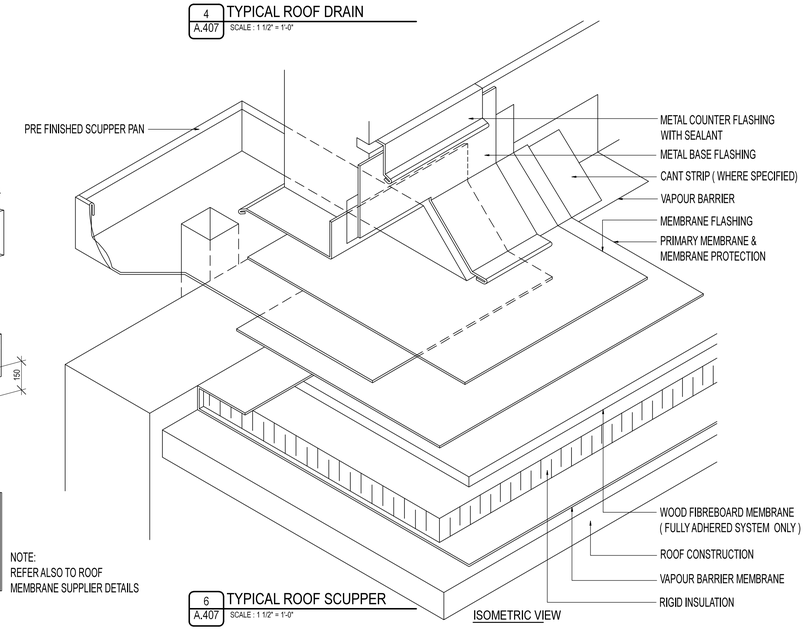

ISOMETRIC VIEW

6 A.407 TYPICAL ROOF SCUPPER
SCALE : 1 1/2" = 1'-0"

SBL CONTRACTORS LTD
#123 7725 56 STREET SE
CALGARY, AB T2C 5R5
MAIN: 403-828-1868
FAX: 403-568-1932
info@sblcontractors.com

SITE SAFETY:
THE DESIGNERS ASSUME NO RESPONSIBILITY FOR ON-SITE SAFETY FOR OTHER THAN THEIR OWN EMPLOYEES. THE OWNER AND/OR CONTRACTOR SHALL BEAR RESPONSIBILITY FOR SITE SAFETY AS PER THE OCCUPATIONAL HEALTH AND SAFETY ACT.

PLANS EXAMINATION:
DRAWINGS ARE NOT TO BE USED FOR CONSTRUCTION UNTIL REVIEWED AND APPROVED BY THE AUTHORITY HAVING JURISDICTION. THIS AUTHORITY, BASED ON APPLICABLE CODES AND BYLAWS, MAY REQUIRE REVISIONS AND/OR ADDITIONS, AND THIS MAY RESULT IN EXTRA COSTS. THESE COSTS ARE UNFORESEEN AND THEREFORE ARE THE RESPONSIBILITY OF THE OWNER AND/OR CONTRACTOR.

COPYRIGHTS:
ALL DRAWINGS, DESIGNS AND RELATED DOCUMENTS ARE THE PROPERTY OF THE DESIGNERS, PROTECTED BY COPYRIGHT, AND MUST BE RETURNED UPON REQUEST. REPRODUCTION OF DRAWINGS AND DOCUMENTS IN PART OR IN WHOLE IS FORBIDDEN WITHOUT THE DESIGNERS' PERMISSION. DRAWINGS AND DOCUMENTS ARE TO BE USED ONLY FOR THE PURPOSE FOR WHICH THEY ARE ISSUED.

DRAWINGS:
DRAWINGS MUST NOT BE SCALED. THE CONTRACTOR MUST CROSS-REFERENCE ALL ARCHITECTURAL, STRUCTURAL, FOUNDATION, ELECTRICAL, MECHANICAL, AND ANY OTHER DRAWINGS PROVIDED AND VERIFY ALL DIMENSIONS, DRAWINGS AND SPECIFICATIONS ON SITE. ANY DISCREPANCIES MUST BE REPORTED TO THE DESIGNER AND/OR ENGINEER PRIOR TO PROCEEDING WITH ANY PART OF THE WORK.

IMPERIAL ALL DIMENSIONS, UNLESS OTHERWISE NOTED, ARE IN INCHES

CONSULTANT:

FAAS
FORMED ALLIANCE ARCHITECTURE STUDIO

STAMP

MICHAEL L. FARRAR REGISTERED ARCHITECT BRITISH COLUMBIA

CONSULTANT:

REVISIONS & ISSUES

DATE	DESCRIPTION
MAR.16.18	RELEASED FOR PRICING
APR.19.18	BP APPLICATION
MAY.10.18	ISSUED FOR CONSTRUCTION
MAY.23.18	REISSUED IFC

CLIENT: TRUE LEAF MED.

PROJECT TITLE:
LUMBY, B.C.
PROCESSING FACILITY

PROJECT NUMBER: 17.11.TRU

SITE ADDRESS:
1837 SHUSWAP AVENUE, LUMBY BC

LEGAL ADDRESS:
PART OF LOT 3, PLAN 14627, D.L.18, O.D.Y.D.

DRAWING TITLE:
TYPICAL ROOF DETAILS

DRAWN BY: JA
CHECKED: RB

A.407
DRAWING NO

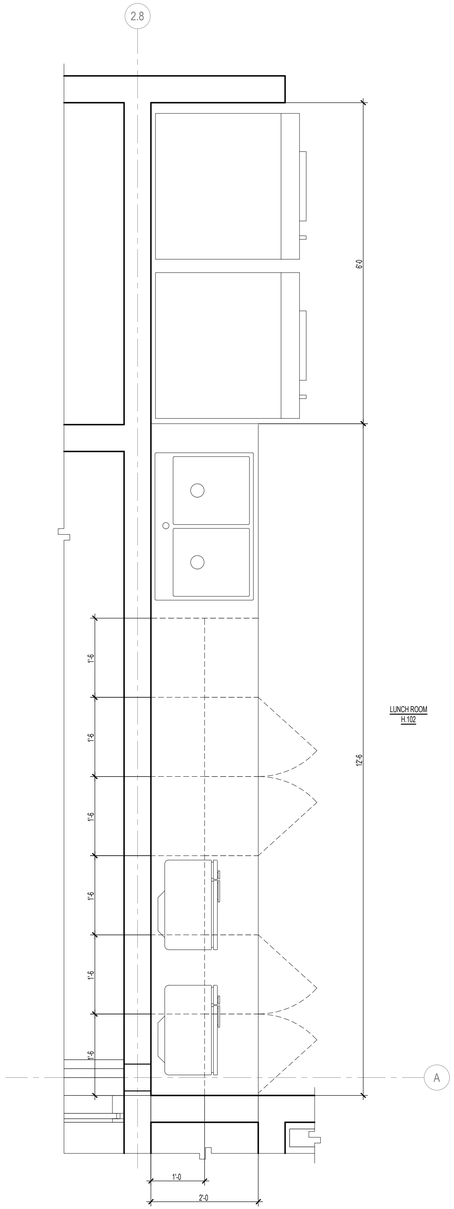

1 A.408 PLAN
SCALE : 3/4 = 1'-0

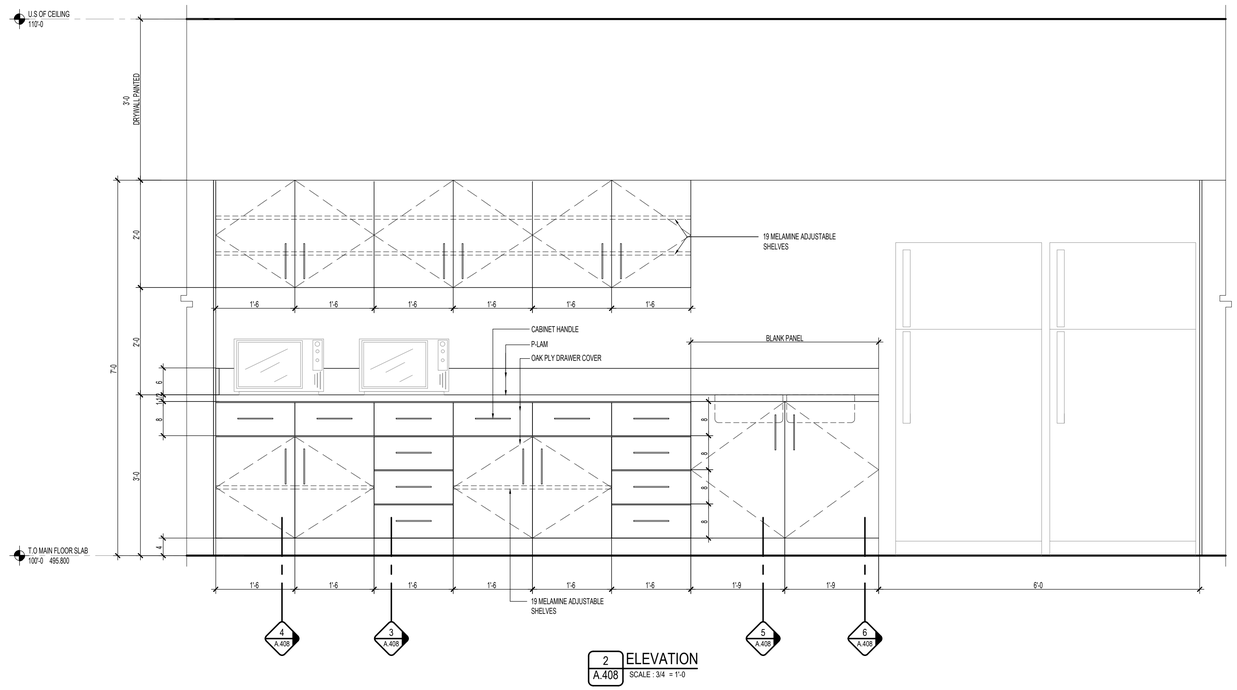

2 A.408 ELEVATION
SCALE : 3/4 = 1'-0

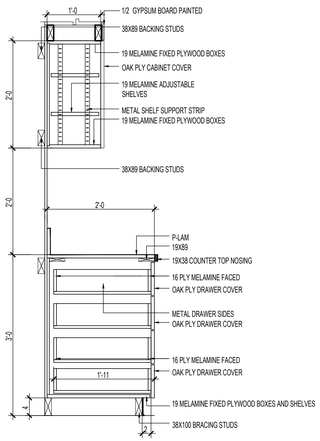

3 A.408 SECTION @ DRAWERS
SCALE : 3/4 = 1'-0

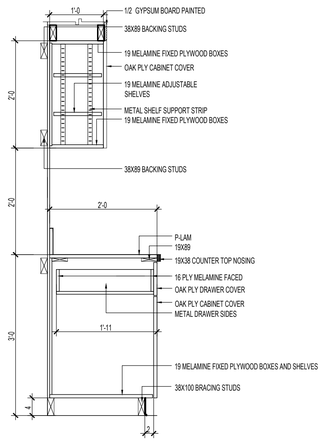

4 A.408 SECTION @ CABINET
SCALE : 3/4 = 1'-0

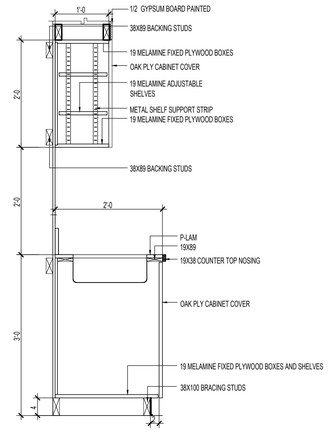

5 A.408 SECTION @ SINK
SCALE : 3/4 = 1'-0

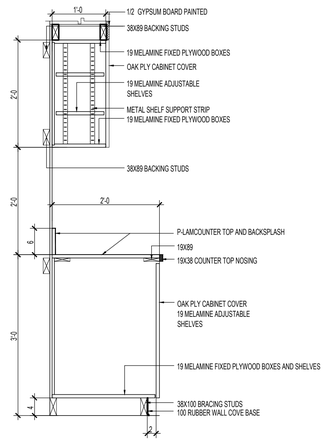

6 A.408 SECTION @ ADJUSTABLE SHELVE
SCALE : 3/4 = 1'-0

SBL CONTRACTORS LTD

#123 7725 56 STREET SE
CALGARY, AB T2C 5R5
MAIN: 403-828-1868
FAX: 403-568-1932
info@sblcontractors.com

SITE SAFETY:
THE DESIGNERS ASSUME NO RESPONSIBILITY FOR ON-SITE SAFETY FOR OTHER THAN THEIR OWN EMPLOYEES. THE OWNER AND/OR CONTRACTOR SHALL BEAR RESPONSIBILITY FOR SITE SAFETY AS PER THE OCCUPATIONAL HEALTH AND SAFETY ACT.

PLANS EXAMINATION:
DRAWINGS ARE NOT TO BE USED FOR CONSTRUCTION UNTIL REVIEWED AND APPROVED BY THE AUTHORITY HAVING JURISDICTION. THIS AUTHORITY, BASED ON APPLICABLE CODES AND BYLAWS, MAY REQUIRE REVISIONS AND/OR ADDITIONS, AND THIS MAY RESULT IN EXTRA COSTS. THESE COSTS ARE UNFORESEEN AND THEREFORE ARE THE RESPONSIBILITY OF THE OWNER AND/OR CONTRACTOR.

COPYRIGHTS:
ALL DRAWINGS, DESIGNS AND RELATED DOCUMENTS ARE THE PROPERTY OF THE DESIGNERS, PROTECTED BY COPYRIGHT. AND MUST BE RETURNED UPON REQUEST. REPRODUCTION OF DRAWINGS AND DOCUMENTS IN PART OR IN WHOLE IS FORBIDDEN WITHOUT THE DESIGNERS' PERMISSION. DRAWINGS AND DOCUMENTS ARE TO BE USED ONLY FOR THE PURPOSE FOR WHICH THEY ARE ISSUED.

DRAWINGS:
DRAWINGS MUST NOT BE SCALED. THE CONTRACTOR MUST CROSS-REFERENCE ALL ARCHITECTURAL, STRUCTURAL, FOUNDATION, ELECTRICAL, MECHANICAL, AND ANY OTHER DRAWINGS PROVIDED AND VERIFY ALL DIMENSIONS, DRAWINGS AND SPECIFICATIONS ON SITE. ANY DISCREPANCIES MUST BE REPORTED TO THE DESIGNER AND/OR ENGINEER PRIOR TO PROCEEDING WITH ANY PART OF THE WORK.

IMPERIAL — ALL DIMENSIONS, UNLESS OTHERWISE NOTED, ARE IN INCHES

CONSULTANT:

FAAS
FORMED ALLIANCE ARCHITECTURE STUDIO

STAMP

CONSULTANT:

REVISIONS & ISSUES

DATE	DESCRIPTION
MAR.16.18	RELEASED FOR PRICING
APR.19.18	BP APPLICATION
MAY.10.18	ISSUED FOR CONSTRUCTION
MAY.23.18	REISSUED IFC

CLIENT: TRUE LEAF MED.

PROJECT TITLE:
LUMBY, B.C.
PROCESSING FACILITY

PROJECT NUMBER: 17.11.TRU

SITE ADDRESS:
1837 SHUSWAP AVENUE, LUMBY BC

LEGAL ADDRESS:
PART OF LOT 3, PLAN 14627, D.L.18, O.D.Y.D.

DRAWING TITLE:
KITCHEN MILLWORK DETAILS

DRAWN BY: JA
CHECKED: RB

A.408
DRAWING NO